



Certification of Canvass Results


We, the Undersigned Board of County Commissioners of SAN JUAN COUNTY, State of New Mexico, acting as a Board of Canvassers to canvass the returns of the General Election held in said county, November 7, 2000, certify that the Canvass Results Text File sent to the Office of Secretary of State is a correct canvass of the returns of said election.

WITNESS the Honorable Board of County Commissioners, Monday, November 13, 2000 9:57:42 AM


ATTEST:




Clerk




Steve Neville Member Chairman Pro-Tem




Jack L. Fortner Chairman



Wallace Charley Member



Mark Duncan Member



Wilson Ray Member

Member

MAIL or FAX TO: OFFICE OF THE SECRETARY OF STATE
STATE CAPITOL, ROOM 420 SANTA FE NEW MEXICO 87503
PHONE: (505) 827-3600 FAX: (505) 827-4954

Legislative District 3

Canvass of Returns of General Election Held on November 7, 2000 - State of New Mexico

PRECINCTS	PRESIDENT AND VICE PRESIDENT	RALPH NADER and WINONA LA DUKE GREEN PARTY	AL GORE and JOE LIEBERMAN DEMOCRATIC PARTY	GEORGE W. BUSH and DICK CHENEY REPUBLICAN PARTY	HARRY BROWNE and ART OLIVIER LIBERTARIAN PARTY	HOWARD PHILLIPS and J. CURTIS FRAZIER CONSTITUTIONAL PARTY	JOHN HAGELIN and NAT GOLDHABER NATURAL LAW PARTY	PAT BUCHANAN and EZOLA FOSTER REFORM PARTY	UNITED STATES SENATOR	JEFF BINGAMAN DEMOCRATIC PARTY	BILL REDMOND REPUBLICAN PARTY	ORLIN G. COLE(Write-In)	UNITED STATES REPRESENTATIVE DISTRICT 3	TOM UDALL DEMOCRATIC PARTY	LISA L. LUTZ REPUBLICAN PARTY	JUDGE OF THE COURT OF APPEALS POSITION 1	MANUEL TUERINA DEMOCRATIC PARTY	JONATHAN B. SUTIN REPUBLICAN PARTY	JUDGE OF THE COURT OF APPEALS POSITION 2	CYNTHIA A. FRY DEMOCRATIC PARTY	RODERICK T. KENNEDY REPUBLICAN PARTY	JUDGE OF THE COURT OF APPEALS POSITION 3	MARVIN H. GLADSTONE GREEN PARTY	IRA ROBINSON DEMOCRATIC PARTY	T. GLENN ELLINGTON REPUBLICAN PARTY	JUDGE OF THE COURT OF APPEALS POSITION 4	CELIA FOY CASTILLO DEMOCRATIC PARTY	RITA NUÑEZ NEUMANN REPUBLICAN PARTY	STATE SENATOR DISTRICT 2	DARLA WHITNEY-WELLES DEMOCRATIC PARTY	ALLEN V. HURT REPUBLICAN PARTY	STATE REPRESENTATIVE DISTRICT 3	CLYDE B. VICENTI DEMOCRATIC PARTY	SANDRA L. TOWNSEND REPUBLICAN PARTY	DISTRICT ATTORNEY 11th JUDICIAL DISTRICT - DIVISION 1	JUNE P. STEIN DEMOCRATIC PARTY	GREGORY M. TUCKER REPUBLICAN PARTY	STATE BOARD OF EDUCATION DISTRICT 10	ALFRED J. HERRERA DEMOCRATIC PARTY	MAGISTRATE JUDGE DIVISION 4	LONNIE L. VALENCIA REPUBLICAN PARTY	WILMA R. CHARLEY(Write-In)	VICTORIA R. YAZZIE(Write-In)	PRECINCTS
060	8	53	201	1	0	0	1	88	169	0	107	154	58	198	85	173	25	61	168	73	180	63	197	42	220	81	181	164	0	0	0	060												
062	8	64	156	0	0	0	1	86	136	0	106	116	64	150	78	132	27	68	115	68	144	91	131	53	168	87	129	150	0	0	0	062												
063	7	82	166	2	0	0	0	107	144	0	132	120	81	159	102	139	24	78	134	83	148	90	157	51	195	95	148	166	0	0	0	063												
065	8	85	297	0	0	0	0	145	238	0	151	228	88	274	121	243	40	88	235	95	257	115	259	73	303	110	259	236	0	0	0	065												
066	4	48	117	0	0	0	1	79	88	0	79	85	57	98	70	86	22	48	83	55	97	57	106	40	128	70	92	113	0	0	0	066												
067	13	59	168	1	0	0	1	105	135	0	110	125	67	157	94	131	24	67	130	73	151	75	162	54	181	83	150	159	0	0	0	067												
068	2	34	78	0	0	0	1	57	57	0	62	53	41	69	53	54	7	44	59	45	66	39	74	33	83	49	63	0	0	0	068													
069	20	142	440	4	0	0	0	215	380	0	266	323	148	416	184	377	58	138	365	169	386	149	443	107	472	204	375	0	0	0	069													
070	22	222	489	4	0	0	3	317	414	0	358	371	236	479	264	448	59	247	410	255	458	250	475	202	524	268	456	0	0	0	070													
071	24	84	155	3	0	1	5	122	140	0	143	117	93	145	122	142	45	73	117	91	140	96	161	59	202	107	144	186	0	0	0	071												
072	6	83	148	1	0	0	2	117	121	0	130	103	100	123	105	117	30	95	102	94	128	112	125	84	149	104	124	165	0	0	0	072												
073	10	105	189	2	0	0	0	153	145	0	169	130	113	176	138	152	20	113	155	128	157	115	181	91	204	131	166	0	0	0	073													
074	8	104	255	1	0	0	2	159	204	0	172	189	127	226	137	222	21	127	208	128	226	138	225	87	277	155	208	0	0	0	074													
078	5	82	218	0	0	0	1	116	183	0	138	161	88	201	114	172	26	90	170	92	191	100	200	70	227	128	163	0	0	0	078													
079	3	76	175	2	1	0	0	114	143	0	125	129	88	161	109	135	18	88	139	94	148	91	162	69	185	114	140	0	0	0	079													
082	4	75	127	0	0	0	0	105	102	0	119	88	89	115	93	110	11	84	110	97	107	103	106	75	133	100	107	0	0	0	082													
083	6	40	154	1	0	0	1	69	131	0	85	110	44	147	56	132	7	49	132	46	140	67	126	30	161	47	141	0	174	0	083													
AV	32	286	840	10	1	1	9	423	752	0	472	698	259	853	345	775	73	311	729	330	772	411	757	232	936	354	806	246	17	0	AV													
EV	44	456	1483	5	2	3	10	733	1237	0	781	1155	442	1413	586	1299	158	480	1231	515	1341	586	1370	326	1649	621	1329	664	11	0	EV													
Totals	234	2180	5856	37	4	5	38	3310	4919	0	3705	4455	2283	5560	2832	5039	695	2349	4792	2531	5237	2748	5417	1778	6397	2908	5181	2249	202	0	Totals													

PRECINCTS	COUNTY COMMISSIONER DISTRICT 3	ERNIE B. GARCIA DEMOCRATIC PARTY	STEVEN P. NEVILLE REPUBLICAN PARTY	COUNTY CLERK	BERNADETTE R. HUSTON-ROLES DEMOCRATIC PARTY	FRAN J. HANHARDT REPUBLICAN PARTY	COUNTY TREASURER	VICKIE I. ROBINSON REPUBLICAN PARTY	Shall PATRICIO M. SERNA be retained as a Justice of the Supreme Court?	YES	NO	Shall JOSEPH ALARID be retained as a Judge of the Court of Appeals?	YES	NO	CONSTITUTIONAL AMENDMENT 1	FOR	AGAINST	CONSTITUTIONAL AMENDMENT 2	FOR	AGAINST	BOND QUESTION A	FOR	AGAINST	BOND QUESTION B	FOR	AGAINST	BOND QUESTION C	FOR	AGAINST	PRECINCTS	TOTALS TAKEN FROM SIGNATURE ROSTER
060	70	193	52	208	219	118	61	114	66	91	131	53	175	107	121	115	112	58	164	060	274										
062	78	139	53	169	186	117	42	117	41	98	81	49	144	110	79	107	85	74	112	062	232										
063	83	153	60	180	208	124	48	121	51	95	110	71	144	122	86	126	86	87	117	063	262										
065	113	253	82	287	320	180	85	178	87	142	182	78	266	156	182	148	192	82	249	065	398										
066	62	99	45	115	144	84	35	86	37	61	75	47	97	85	55	83	57	49	85	066	173										
067	80	153	60	171	204	134	47	134	50	122	86	77	136	116	89	115	87	89	112	067	245										
068	42	70	32	80	95	58	26	56	27	53	48	37	66	58	46	48	53	35	63	068	120										
069	181	390	123	453	526	322	134	336	128	271	242	142	403	290	243	298	236	168	355	069	614										
070	0	0	211	511	604	343	194	327	207	306	335	195	463	315	337	311	349	184	462	070	767										
071	114	141	70	180	201	140	50	134	51	117	106	57	166	139	91	142	91	90	136	071	280										
072	107	123	80	147	178	122	39	114	49	96	93	49	148	120	76	104	86	79	108	072	250										
073	107	186	104	195	244	156	82	162	75	141	128	78	192	143	126	134	137	94	169	073	317										
074	125	234	115	244	311	200	73	196	69	163	156	97	232	192	126	169	149	129	183	074	385										
078	99	193	85	208	263	155	71	157	68	112	141	75	191	133	135	130	139	78	187	078	314										
079	95	150	84	159	208	138	48	132	52	97	113	66	147	118	95	101	108	72	131	079	263										
082	90	116	80	127	173	125	35	117	41	82	94	52	133	89	93	85	97	64	121	082	218										
083	0	0	45	145	174	86	54	63	32	74	100	61	118	88	89	81	92	49	123	083	207										
AV	294	703	304	847	922	561	351	585	318	469	501	200	862	467	578	422	620	236	793	AV	1195										
EV	517	1201	363	1566	1607	976	490	979	491	753	982	425	1391	890	867	826	923	551	1172	EV	2056										
Totals	2257	4497	2048	5992	6787	4139	1965	4108	1940	3343	3704	1909	5474	3738	3514	3545	3699	2268	4842	Totals	8570										

Legislative District 9

Canvass of Returns of General Election Held on November 7, 2000 - State of New Mexico

PRECINCTS	PRESIDENT AND VICE PRESIDENT	RALPH NADER and WINONA LA DUKE GREEN PARTY	AL GORE and JOE LIEBERMAN DEMOCRATIC PARTY	GEORGE W. BUSH and DICK CHENEY REPUBLICAN PARTY	HARRY BROWNE and ART OLIVIER LIBERTARIAN PARTY	HOWARD PHILLIPS and J. CURTIS FRAZIER CONSTITUTION PARTY	JOHN HAGELIN and NAT GOLDHABER NATURAL LAW PARTY	PAT BUCHANAN and EZOLA FOSTER REFORM PARTY	UNITED STATES SENATOR	JEFF BINGAMAN DEMOCRATIC PARTY	BILL REDMOND REPUBLICAN PARTY	ORLIN G. COLE(Write-In)	UNITED STATES REPRESENTATIVE DISTRICT 3	TOM UDALL DEMOCRATIC PARTY	LISA L. LUTZ REPUBLICAN PARTY	JUDGE OF THE COURT OF APPEALS POSITION 1	MANUEL TUERINA DEMOCRATIC PARTY	JONATHAN B. SUTIN REPUBLICAN PARTY	JUDGE OF THE COURT OF APPEALS POSITION 2	CYNTHIA A. FRY DEMOCRATIC PARTY	RODERICK T. KENNEDY REPUBLICAN PARTY	JUDGE OF THE COURT OF APPEALS POSITION 3	MARVIN H. GLADSTONE GREEN PARTY	IRA ROBINSON DEMOCRATIC PARTY	T. GLENN ELLINGTON REPUBLICAN PARTY	JUDGE OF THE COURT OF APPEALS POSITION 4	CELIA FOY CASTILLO DEMOCRATIC PARTY	RYA NUJNEZ NEUMANN REPUBLICAN PARTY	STATE SENATOR DISTRICT 2	DARLA WHITNEY-WELLES DEMOCRATIC PARTY	ALLEN V. HURT REPUBLICAN PARTY	STATE SENATOR DISTRICT 3	JOHN PINTO DEMOCRATIC PARTY	JIMMIE GARNENEZ, SR. REPUBLICAN PARTY	STATE REPRESENTATIVE DISTRICT 9	LEO C. WATCHMAN, JR. DEMOCRATIC PARTY	DISTRICT ATTORNEY 11th JUDICIAL DISTRICT - DIVISION 1	JUNE P. STEIN DEMOCRATIC PARTY	GREGORY M. TUCKER REPUBLICAN PARTY	MAGISTRATE JUDGE DIVISION 4	LONNIE L. VALENCIA REPUBLICAN PARTY	WILMA R. CHARLEY(Write-In)	VICTORIA R. YAZZIE(Write-In)	PRECINCTS
001	15	390	141	2	1	1	3	423	113	0	439	94	391	140	390	144	34	385	111	405	126	0	0	432	100	463	394	137	301	0	0	001												
005	15	161	77	2	2	4	1	190	68	0	196	59	171	80	179	73	22	170	64	176	74	0	0	188	66	221	178	77	163	0	0	005												
005A	6	134	45	2	0	0	0	130	54	0	142	40	124	59	134	51	16	117	51	129	53	0	0	136	45	155	129	51	96	0	4	005A												
006	17	280	79	1	1	0	0	304	69	0	318	50	287	82	293	83	27	277	70	293	72	0	0	309	68	336	290	80	173	0	0	006												
007	5	152	37	3	0	0	1	161	34	0	170	27	150	45	158	38	10	151	33	158	37	0	0	164	33	174	156	39	108	0	0	007												
016	6	59	38	0	0	0	0	73	27	0	78	21	55	42	64	32	9	61	26	64	34	0	0	73	29	81	66	31	64	0	4	016												
075	15	199	91	2	1	0	0	233	59	0	235	60	222	63	223	66	21	215	60	226	60	215	77	0	0	252	220	64	131	0	0	075												
076	8	207	133	1	1	0	3	241	98	0	259	79	205	124	220	110	25	201	105	222	102	209	119	0	0	296	215	112	209	2	4	076												
077	5	108	50	1	0	0	1	123	34	0	126	33	112	41	111	44	13	103	37	110	42	0	0	129	31	129	113	40	73	1	5	077												
AV	0	67	35	0	0	0	0	70	33	0	74	28	59	40	64	36	6	64	28	58	39	18	15	53	14	83	56	42	60	0	0	AV												
EV	6	175	82	0	1	0	0	189	68	0	204	50	178	72	173	79	21	170	65	181	70	14	7	174	61	212	176	74	127	1	1	EV												
Totals	98	1932	808	14	7	5	9	2137	657	0	2241	541	1954	788	2009	756	204	1914	650	2022	709	456	218	1658	447	2402	1993	747	1505	4	18	Totals												

PRECINCTS	COUNTY CLERK	BERNADETTE R. HUSTON-ROLFS DEMOCRATIC PARTY	FRAN J. HANHARDT REPUBLICAN PARTY	COUNTY TREASURER	VICKIE I. ROBINSON REPUBLICAN PARTY	Shall PATRICIO M. SERVA be retained as a Justice of the Supreme Court?	YES	NO	CONSTITUTIONAL AMENDMENT 1	FOR	AGAINST	CONSTITUTIONAL AMENDMENT 2	FOR	AGAINST	BOND QUESTION A	FOR	AGAINST	BOND QUESTION B	FOR	AGAINST	BOND QUESTION C	FOR	AGAINST	PRECINCTS	TOTALS TAKEN FROM SIGNATURE ROSTER
001	384	150	306	343	78	316	95	388	120	351	149	456	54	446	56	421	71	001	599						
005	167	84	173	146	42	136	49	164	75	151	88	215	27	207	33	193	40	005	297						
005A	123	54	97	96	24	92	24	102	55	109	42	144	20	144	15	132	16	005A	207						
006	290	76	178	244	29	225	43	225	93	227	97	305	27	297	32	275	41	006	414						
007	151	40	111	124	18	121	20	145	38	137	50	182	11	182	16	165	21	007	212						
016	59	43	64	56	16	58	14	52	33	53	33	83	9	84	8	74	12	016	107						
075	210	78	131	115	35	111	42	162	60	158	49	188	30	180	37	176	34	075	332						
076	188	132	225	191	46	174	58	198	75	173	97	250	43	238	56	209	77	076	377						
077	110	41	78	65	18	61	21	67	36	69	34	93	16	93	15	88	20	077	166						
AV	64	35	61	57	28	57	27	55	34	45	44	75	13	67	20	55	34	AV	103						
EV	172	78	135	137	28	145	30	180	38	159	56	207	14	206	17	189	24	EV	279						
Totals	1918	811	1559	1574	362	1496	423	1738	657	1632	739	2198	264	2144	305	1977	390	Totals	3093						

Canvass Results For SAN JUAN COUNTY

GENERAL ELECTION held on November 7, 2000

Total Registered Voters: **55092**

PRESIDENT AND VICE PRESIDENT OF THE UNITED STATES

RALPH NADER and WINONA LA DUKE	923	2.66%
GREEN PARTY		
AL GORE and JOE LIEBERMAN	11980	34.57%
DEMOCRATIC PARTY		
GEORGE W. BUSH and DICK CHENEY	21434	61.85%
REPUBLICAN PARTY		
HARRY BROWNE and ART OLIVIER	154	0.44%
LIBERTARIAN PARTY		
HOWARD PHILLIPS and J. CURTIS FRAZIER	27	0.08%
CONSTITUTION PARTY		
JOHN HAGELIN and NAT GOLDHABER	22	0.06%
NATURAL LAW PARTY		
PAT BUCHANAN and EZOLA FOSTER	117	0.34%
REFORM PARTY		

UNITED STATES SENATOR

JEFF BINGAMAN	16119	47.24%
DEMOCRATIC PARTY		
BILL REDMOND	17995	52.74%
REPUBLICAN PARTY		
ORLIN G. COLE (Write-In)	5	0.02%

UNITED STATES REPRESENTATIVE

DISTRICT 3

TOM UDALL	17855	52.70%
DEMOCRATIC PARTY		
LISA L. LUTZ	16024	47.30%
REPUBLICAN PARTY		

JUDGE OF THE COURT OF APPEALS

POSITION 1

MANUEL TIJERINA	11939	36.50%
DEMOCRATIC PARTY		
JONATHAN B. SUTIN	20767	63.50%
REPUBLICAN PARTY		

JUDGE OF THE COURT OF APPEALS

POSITION 2

CYNTHIA A. FRY	13839	42.20%
DEMOCRATIC PARTY		
RODERICK T. KENNEDY	18954	57.80%
REPUBLICAN PARTY		

JUDGE OF THE COURT OF APPEALS

POSITION 3

MARVIN H. GLADSTONE	2823	6.65%
GREEN PARTY		
IRA ROBINSON	12176	37.33%
DEMOCRATIC PARTY		
T. GLENN ELLINGTON	17619	54.02%
REPUBLICAN PARTY		

JUDGE OF THE COURT OF APPEALS

POSITION 4

CELIA FOY CASTILLO	12952	40.13%
DEMOCRATIC PARTY		
RITA NUNEZ NEUMANN	19320	59.87%
REPUBLICAN PARTY		

STATE SENATOR

DISTRICT 1

WILLIAM E. SHARER	10232	81.80%
REPUBLICAN PARTY		
RONALD E. BARRETT	2276	18.20%
LIBERTARIAN PARTY		

STATE SENATOR

DISTRICT 2

DARLA WHITNEY-WELLES	4899	34.66%
DEMOCRATIC PARTY		
ALLEN V. HURT	9234	65.34%
REPUBLICAN PARTY		

STATE SENATOR

DISTRICT 3

JOHN PINTO	4589	77.63%
DEMOCRATIC PARTY		
JIMMIE GARNENEZ, SR.	1322	22.37%
REPUBLICAN PARTY		

STATE REPRESENTATIVE

DISTRICT 1

JERRY SANDEL	3800	43.46%
DEMOCRATIC PARTY		
JAMES NICHOLAS TINNIN, JR.	4943	56.54%
REPUBLICAN PARTY		

STATE REPRESENTATIVE

DISTRICT 2

THOMAS C. TAYLOR	6601	98.48%
REPUBLICAN PARTY		
DESTRI C. GLEIM (Write-In)	102	1.52%

STATE REPRESENTATIVE

DISTRICT 3

CLYDE B. VICENTI	1778	21.75%
DEMOCRATIC PARTY		
SANDRA L. TOWNSEND	6397	78.25%
REPUBLICAN PARTY		

STATE REPRESENTATIVE

DISTRICT 4

RAY BEGAYE	4297	68.72%
DEMOCRATIC PARTY		
VERLIN A. HAMMONS	1956	31.28%
REPUBLICAN PARTY		

Canvass Results For SAN JUAN COUNTY

GENERAL ELECTION held on November 7, 2000

Total Registered Voters: **55092**

STATE REPRESENTATIVE

DISTRICT 9

LEO C. WATCHMAN, JR.	2402	100.00%
-----------------------------	------	---------

DEMOCRATIC PARTY

DISTRICT ATTORNEY

11th JUDICIAL DISTRICT - DIVISION 1

JUNE P. STEIN	14353	42.85%
----------------------	-------	--------

DEMOCRATIC PARTY

GREGORY M. TUCKER	19140	57.15%
--------------------------	-------	--------

REPUBLICAN PARTY

STATE BOARD OF EDUCATION

DISTRICT 10

ALFRED J. HERRERA	2832	100.00%
--------------------------	------	---------

DEMOCRATIC PARTY

MAGISTRATE JUDGE

DIVISION 4

LONNIE L. VALENCIA	4529	99.39%
---------------------------	------	--------

REPUBLICAN PARTY

WILMA R. CHARLEY (Write-In)	7	0.15%
------------------------------------	---	-------

VICTORIA R. YAZZIE (Write-In)	21	0.46%
--------------------------------------	----	-------

COUNTY COMMISSIONER

DISTRICT 3

ERNIE B. GARCIA	2556	33.17%
------------------------	------	--------

DEMOCRATIC PARTY

STEVEN P. NEVILLE	5149	66.83%
--------------------------	------	--------

REPUBLICAN PARTY

COUNTY COMMISSIONER

DISTRICT 4

JACK L. FORTNER	6712	81.73%
------------------------	------	--------

REPUBLICAN PARTY

ROBERT W. ZIESMER	1500	18.27%
--------------------------	------	--------

LIBERTARIAN PARTY

COUNTY COMMISSIONER

DISTRICT 5

P. MARK DUNCAN	3944	76.37%
-----------------------	------	--------

REPUBLICAN PARTY

GARY Z. WOOD	1220	23.63%
---------------------	------	--------

LIBERTARIAN PARTY

COUNTY CLERK

BERNADETTE R. HUSTON-ROLFS	11412	34.43%
-----------------------------------	-------	--------

DEMOCRATIC PARTY

FRAN J. HANHARDT	21735	65.57%
-------------------------	-------	--------

REPUBLICAN PARTY

COUNTY TREASURER

VICKIE I. ROBINSON	27006	100.00%
---------------------------	-------	---------

REPUBLICAN PARTY

Shall PATRICIO M. SERNA be retained as a Justice of the Supreme Court?

YES	17902	70.51%
-----	-------	--------

NO	7487	29.49%
----	------	--------

Shall JOSEPH ALARID be retained as a Judge of the Court of Appeals?

YES	17581	69.55%
-----	-------	--------

NO	7696	30.45%
----	------	--------

CONSTITUTIONAL AMENDMENT 1

FOR	15443	52.36%
-----	-------	--------

AGAINST	14053	47.64%
---------	-------	--------

CONSTITUTIONAL AMENDMENT 2

FOR	10238	33.42%
-----	-------	--------

AGAINST	20394	66.58%
---------	-------	--------

BOND QUESTION A

FOR	18356	60.32%
-----	-------	--------

AGAINST	12076	39.68%
---------	-------	--------

BOND QUESTION B

FOR	17894	58.93%
-----	-------	--------

AGAINST	12473	41.07%
---------	-------	--------

BOND QUESTION C

FOR	13071	43.87%
-----	-------	--------

AGAINST	16727	56.13%
---------	-------	--------

SAN JUAN COUNTY Voter Participation Report
GENERAL ELECTION held on November 7, 2000

Legislative District 1

Precinct Number	Registered Voters	Roster Totals	
015	305	119	39.02%
020	1316	505	38.37%
021	297	125	42.09%
024	1624	656	40.39%
025	1346	551	40.94%
026	576	229	39.76%
027	1464	535	36.54%
028	635	282	44.41%
029	339	152	44.84%
030	505	245	48.51%
031	341	145	42.52%
032	512	223	43.55%
042	1593	618	38.79%
051	522	213	40.80%
052	259	103	39.77%
057	386	141	36.53%
058	1037	344	33.17%
061	303	161	53.14%
AV	0	1183	0.00%
EV	0	2485	0.00%
Legislative District 1 Totals	13360	9015	67.48%

SAN JUAN COUNTY Voter Participation Report

GENERAL ELECTION held on November 7, 2000

Legislative District

2

Precinct Number	Registered Voters	Roster Totals	
022	345	135	39.13%
023	396	167	42.17%
041	1778	729	41.00%
043	1308	541	41.36%
044	850	382	44.94%
045	1401	525	37.47%
046	841	322	38.29%
053	814	394	48.40%
054	605	219	36.20%
055	777	334	42.99%
056	748	291	38.90%
064	1511	605	40.04%
080	1265	616	48.70%
AV	0	1056	0.00%
EV	0	2025	0.00%
Legislative District 2 Totals	12639	8341	65.99%

SAN JUAN COUNTY Voter Participation Report

GENERAL ELECTION held on November 7, 2000

Legislative District

3

Precinct Number	Registered Voters	Roster Totals	
060	623	274	43.98%
062	864	232	26.85%
063	788	262	33.25%
065	1076	398	36.99%
066	458	173	37.77%
067	772	245	31.74%
068	286	120	41.96%
069	1695	614	36.22%
070	1744	767	43.98%
071	696	280	40.23%
072	557	250	44.88%
073	693	317	45.74%
074	896	385	42.97%
078	712	314	44.10%
079	557	263	47.22%
082	472	218	46.19%
083	332	207	62.35%
AV	0	1195	0.00%
EV	0	2056	0.00%
Legislative District 3 Totals	13221	8570	64.82%

SAN JUAN COUNTY Voter Participation Report

GENERAL ELECTION held on November 7, 2000

Legislative District

4

Precinct Number	Registered Voters	Roster Totals	
002	892	402	45.07%
003	356	183	51.40%
004	693	370	53.39%
008	821	399	48.60%
009	300	173	57.67%
010	958	425	44.36%
011	726	348	47.93%
012	1068	516	48.31%
013	686	383	55.83%
014	1003	480	47.86%
017	701	414	59.06%
018	1396	597	42.77%
019	881	484	54.94%
081	386	146	37.82%
AV	0	401	0.00%
EV	0	966	0.00%
Legislative District 4 Totals	10867	6687	61.53%

SAN JUAN COUNTY Voter Participation Report

GENERAL ELECTION held on November 7, 2000

Legislative District

9

Precinct Number	Registered Voters	Roster Totals	
001	1042	599	57.49%
005	724	297	41.02%
005A	452	207	45.80%
006	705	414	58.72%
007	353	212	60.06%
016	167	107	64.07%
075	575	332	57.74%
076	676	377	55.77%
077	311	166	53.38%
AV	0	103	0.00%
EV	0	279	0.00%
Legislative District 9 Totals	5005	3093	61.80%

SAN JUAN COUNTY Voter Participation Report
GENERAL ELECTION held on November 7, 2000

	<u>Registered Voters</u>	<u>Roster Totals</u>	
SAN JUAN COUNTY Totals	55092	35706	64.81%

Canvass Results For SAN JUAN COUNTY - Legislative District 1

GENERAL ELECTION held on November 7, 2000

Total Registered Voters: 13360

PRESIDENT AND VICE PRESIDENT OF THE UNITED STATES

RALPH NADER and WINONA LA DUKE	217	2.45%
GREEN PARTY		
AL GORE and JOE LIEBERMAN	2209	24.96%
DEMOCRATIC PARTY		
GEORGE W. BUSH and DICK CHENEY	6349	71.74%
REPUBLICAN PARTY		
HARRY BROWNE and ART OLIVIER	44	0.50%
LIBERTARIAN PARTY		
HOWARD PHILLIPS and J. CURTIS FRAZIER	5	0.06%
CONSTITUTION PARTY		
JOHN HAGELIN and NAT GOLDHABER	2	0.02%
NATURAL LAW PARTY		
PAT BUCHANAN and EZOLA FOSTER	24	0.27%
REFORM PARTY		

UNITED STATES SENATOR

JEFF BINGAMAN	3376	38.72%
DEMOCRATIC PARTY		
BILL REDMOND	5341	61.26%
REPUBLICAN PARTY		
ORLIN G. COLE (Write-In)	2	0.02%

UNITED STATES REPRESENTATIVE

DISTRICT 3

TOM UDALL	3810	44.08%
DEMOCRATIC PARTY		
LISA L. LUTZ	4833	55.92%
REPUBLICAN PARTY		

JUDGE OF THE COURT OF APPEALS

POSITION 1

MANUEL TIJERINA	2128	25.66%
DEMOCRATIC PARTY		
JONATHAN B. SUTIN	6165	74.34%
REPUBLICAN PARTY		

JUDGE OF THE COURT OF APPEALS

POSITION 2

CYNTHIA A. FRY	2647	31.90%
DEMOCRATIC PARTY		
RODERICK T. KENNEDY	5652	68.10%
REPUBLICAN PARTY		

JUDGE OF THE COURT OF APPEALS

POSITION 3

MARVIN H. GLADSTONE	717	8.73%
GREEN PARTY		
IRA ROBINSON	2202	26.80%
DEMOCRATIC PARTY		
T. GLENN ELLINGTON	5296	64.47%
REPUBLICAN PARTY		

JUDGE OF THE COURT OF APPEALS

POSITION 4

CELIA FOY CASTILLO	2388	29.34%
DEMOCRATIC PARTY		
RITA NUNEZ NEUMANN	5751	70.66%
REPUBLICAN PARTY		

STATE SENATOR

DISTRICT 1

WILLIAM E. SHARER	5926	82.82%
REPUBLICAN PARTY		
RONALD E. BARRETT	1229	17.18%
LIBERTARIAN PARTY		

STATE SENATOR

DISTRICT 2

DARLA WHITNEY-WELLES	186	25.27%
DEMOCRATIC PARTY		
ALLEN V. HURT	550	74.73%
REPUBLICAN PARTY		

STATE REPRESENTATIVE

DISTRICT 1

JERRY SANDEL	3800	43.46%
DEMOCRATIC PARTY		
JAMES NICHOLAS TINNIN, JR.	4943	56.54%
REPUBLICAN PARTY		

DISTRICT ATTORNEY

11th JUDICIAL DISTRICT - DIVISION 1

JUNE P. STEIN	3000	34.99%
DEMOCRATIC PARTY		
GREGORY M. TUCKER	5574	65.01%
REPUBLICAN PARTY		

MAGISTRATE JUDGE

DIVISION 4

LONNIE L. VALENCIA	525	99.43%
REPUBLICAN PARTY		
WILMA R. CHARLEY (Write-In)	3	0.57%
VICTORIA R. YAZZIE (Write-In)	0	0.00%

COUNTY COMMISSIONER

DISTRICT 4

JACK L. FORTNER	4590	82.49%
REPUBLICAN PARTY		
ROBERT W. ZIESMER	974	17.51%
LIBERTARIAN PARTY		

COUNTY COMMISSIONER

DISTRICT 5

P. MARK DUNCAN	1404	74.44%
REPUBLICAN PARTY		
GARY Z. WOOD	482	25.56%
LIBERTARIAN PARTY		

Canvass Results For SAN JUAN COUNTY - Legislative District 1

GENERAL ELECTION held on November 7, 2000

Total Registered Voters: 13360

COUNTY CLERK

BERNADETTE R. HUSTON-ROLFS	2012	23.86%
<i>DEMOCRATIC PARTY</i>		
FRAN J. HANHARDT	6421	76.14%
<i>REPUBLICAN PARTY</i>		

COUNTY TREASURER

VICKIE I. ROBINSON	7366	100.00%
<i>REPUBLICAN PARTY</i>		

Shall PATRICIO M. SERNA be retained as a Justice of the Supreme Court?

YES	4544	69.71%
NO	1974	30.29%

Shall JOSEPH ALARID be retained as a Judge of the Court of Appeals?

YES	4566	69.94%
NO	1962	30.06%

CONSTITUTIONAL AMENDMENT 1

FOR	3691	49.04%
AGAINST	3836	50.96%

CONSTITUTIONAL AMENDMENT 2

FOR	2043	25.91%
AGAINST	5841	74.09%

BOND QUESTION A

FOR	4304	55.50%
AGAINST	3451	44.50%

BOND QUESTION B

FOR	4210	54.40%
AGAINST	3529	45.60%

BOND QUESTION C

FOR	2839	37.33%
AGAINST	4766	62.67%

Canvass Results For SAN JUAN COUNTY - Legislative District 2

GENERAL ELECTION held on November 7, 2000

Total Registered Voters: **12639**

PRESIDENT AND VICE PRESIDENT OF THE UNITED STATES

RALPH NADER and WINONA LA DUKE <i>GREEN PARTY</i>	226	2.77%
AL GORE and JOE LIEBERMAN <i>DEMOCRATIC PARTY</i>	2121	25.99%
GEORGE W. BUSH and DICK CHENEY <i>REPUBLICAN PARTY</i>	5732	70.24%
HARRY BROWNE and ART OLIVIER <i>LIBERTARIAN PARTY</i>	45	0.55%
HOWARD PHILLIPS and J. CURTIS FRAZIER <i>CONSTITUTION PARTY</i>	4	0.05%
JOHN HAGELIN and NAT GOLDBABER <i>NATURAL LAW PARTY</i>	4	0.05%
PAT BUCHANAN and EZOLA FOSTER <i>REFORM PARTY</i>	29	0.36%

UNITED STATES SENATOR

JEFF BINGAMAN <i>DEMOCRATIC PARTY</i>	3289	40.75%
BILL REDMOND <i>REPUBLICAN PARTY</i>	4780	59.22%
ORLIN G. COLE (Write-In)	3	0.04%

UNITED STATES REPRESENTATIVE

DISTRICT 3

TOM UDALL <i>DEMOCRATIC PARTY</i>	3618	45.15%
LISA L. LUTZ <i>REPUBLICAN PARTY</i>	4396	54.85%

JUDGE OF THE COURT OF APPEALS

POSITION 1

MANUEL TIJERINA <i>DEMOCRATIC PARTY</i>	2177	28.20%
JONATHAN B. SUTIN <i>REPUBLICAN PARTY</i>	5544	71.80%

JUDGE OF THE COURT OF APPEALS

POSITION 2

CYNTHIA A. FRY <i>DEMOCRATIC PARTY</i>	2741	35.46%
RODERICK T. KENNEDY <i>REPUBLICAN PARTY</i>	4989	64.54%

JUDGE OF THE COURT OF APPEALS

POSITION 3

MARVIN H. GLADSTONE <i>GREEN PARTY</i>	642	8.37%
IRA ROBINSON <i>DEMOCRATIC PARTY</i>	2266	29.54%
T. GLENN ELLINGTON <i>REPUBLICAN PARTY</i>	4763	62.09%

JUDGE OF THE COURT OF APPEALS

POSITION 4

CELIA FOY CASTILLO <i>DEMOCRATIC PARTY</i>	2412	31.75%
RITA NUNEZ NEUMANN <i>REPUBLICAN PARTY</i>	5186	68.25%

STATE SENATOR

DISTRICT 1

WILLIAM E. SHARER <i>REPUBLICAN PARTY</i>	4217	80.49%
RONALD E. BARRETT <i>LIBERTARIAN PARTY</i>	1022	19.51%

STATE SENATOR

DISTRICT 2

DARLA WHITNEY-WELLES <i>DEMOCRATIC PARTY</i>	711	32.33%
ALLEN V. HURT <i>REPUBLICAN PARTY</i>	1488	67.67%

STATE REPRESENTATIVE

DISTRICT 2

THOMAS C. TAYLOR <i>REPUBLICAN PARTY</i>	6601	81.11%
DESTRI C. GLEIM (Write-In)	102	1.52%

DISTRICT ATTORNEY

11th JUDICIAL DISTRICT - DIVISION 1

JUNE P. STEIN <i>DEMOCRATIC PARTY</i>	2816	35.62%
GREGORY M. TUCKER <i>REPUBLICAN PARTY</i>	5089	64.38%

STATE BOARD OF EDUCATION

DISTRICT 10

ALFRED J. HERRERA <i>DEMOCRATIC PARTY</i>	583	100.00%
--	-----	---------

MAGISTRATE JUDGE

DIVISION 4

LONNIE L. VALENCIA <i>REPUBLICAN PARTY</i>	1813	99.83%
WILMA R. CHARLEY (Write-In)	0	0.00%
VICTORIA R. YAZZIE (Write-In)	3	0.17%

COUNTY COMMISSIONER

DISTRICT 3

ERNE B. GARCIA <i>DEMOCRATIC PARTY</i>	299	31.44%
STEVEN P. NEVILLE <i>REPUBLICAN PARTY</i>	652	68.56%

Canvass Results For SAN JUAN COUNTY - Legislative District 2

GENERAL ELECTION held on November 7, 2000

Total Registered Voters: 12639

COUNTY COMMISSIONER

DISTRICT 4

JACK L. FORTNER	2122	80.14%
------------------------	------	--------

REPUBLICAN PARTY

ROBERT W. ZIESMER	526	19.86%
--------------------------	-----	--------

LIBERTARIAN PARTY

COUNTY COMMISSIONER

DISTRICT 5

P. MARK DUNCAN	1645	75.36%
-----------------------	------	--------

REPUBLICAN PARTY

GARY Z. WOOD	538	24.64%
---------------------	-----	--------

LIBERTARIAN PARTY

COUNTY CLERK

BERNADETTE R. HUSTON-ROLFS	2047	26.32%
-----------------------------------	------	--------

DEMOCRATIC PARTY

FRAN J. HANHARDT	5730	73.68%
-------------------------	------	--------

REPUBLICAN PARTY

COUNTY TREASURER

VICKIE I. ROBINSON	6651	100.00%
---------------------------	------	---------

REPUBLICAN PARTY

Shall PATRICIO M. SERNA be retained as a Justice of the Supreme Court?

YES	4127	68.67%
-----	------	--------

NO	1883	31.33%
----	------	--------

Shall JOSEPH ALARID be retained as a Judge of the Court of Appeals?

YES	4091	68.21%
-----	------	--------

NO	1907	31.79%
----	------	--------

CONSTITUTIONAL AMENDMENT 1

FOR	3347	48.17%
-----	------	--------

AGAINST	3601	51.83%
---------	------	--------

CONSTITUTIONAL AMENDMENT 2

FOR	1869	25.73%
-----	------	--------

AGAINST	5396	74.27%
---------	------	--------

BOND QUESTION A

FOR	3795	53.00%
-----	------	--------

AGAINST	3366	47.00%
---------	------	--------

BOND QUESTION B

FOR	3744	52.42%
-----	------	--------

AGAINST	3398	47.58%
---------	------	--------

BOND QUESTION C

FOR	2444	34.85%
-----	------	--------

AGAINST	4569	65.15%
---------	------	--------

Canvass Results For SAN JUAN COUNTY - Legislative District 3

GENERAL ELECTION held on November 7, 2000

Total Registered Voters: **13221**

PRESIDENT AND VICE PRESIDENT OF THE UNITED STATES

RALPH NADER and WINONA LA DUKE	234	1.77%
GREEN PARTY		
AL GORE and JOE LIEBERMAN	2180	26.10%
DEMOCRATIC PARTY		
GEORGE W. BUSH and DICK CHENEY	5856	70.10%
REPUBLICAN PARTY		
HARRY BROWNE and ART OLIVIER	37	0.44%
LIBERTARIAN PARTY		
HOWARD PHILLIPS and J. CURTIS FRAZIER	5	0.05%
CONSTITUTION PARTY		
JOHN HAGELIN and NAT GOLDHABER	5	0.06%
NATURAL LAW PARTY		
PAT BUCHANAN and EZOLA FOSTER	38	0.45%
REFORM PARTY		

UNITED STATES SENATOR

JEFF BINGAMAN	3310	40.22%
DEMOCRATIC PARTY		
BILL REDMOND	4919	59.78%
REPUBLICAN PARTY		
ORLIN G. COLE (Write-In)	1	0.00%

UNITED STATES REPRESENTATIVE

DISTRICT 3

TOM UDALL	3705	45.40%
DEMOCRATIC PARTY		
LISA L. LUTZ	4455	54.60%
REPUBLICAN PARTY		

JUDGE OF THE COURT OF APPEALS

POSITION 1

MANUEL TIJERINA	2283	29.11%
DEMOCRATIC PARTY		
JONATHAN B. SUTIN	5560	70.89%
REPUBLICAN PARTY		

JUDGE OF THE COURT OF APPEALS

POSITION 2

CYNTHIA A. FRY	2832	35.98%
DEMOCRATIC PARTY		
RODERICK T. KENNEDY	5039	64.02%
REPUBLICAN PARTY		

JUDGE OF THE COURT OF APPEALS

POSITION 3

MARVIN H. GLADSTONE	695	8.87%
GREEN PARTY		
IRA ROBINSON	2349	29.98%
DEMOCRATIC PARTY		
T. GLENN ELLINGTON	4792	61.15%
REPUBLICAN PARTY		

JUDGE OF THE COURT OF APPEALS

POSITION 4

CELIA FOY CASTILLO	2531	32.58%
DEMOCRATIC PARTY		
RITA NUNEZ NEUMANN	5237	67.42%
REPUBLICAN PARTY		

STATE SENATOR

DISTRICT 2

DARLA WHITNEY-WELLES	2748	33.66%
DEMOCRATIC PARTY		
ALLEN V. HURT	5417	66.34%
REPUBLICAN PARTY		

STATE REPRESENTATIVE

DISTRICT 3

CLYDE B. VICENT	1778	21.75%
DEMOCRATIC PARTY		
SANDRA L. TOWNSEND	6397	78.25%
REPUBLICAN PARTY		

DISTRICT ATTORNEY

11th JUDICIAL DISTRICT - DIVISION 1

JUNE P. STEIN	2908	35.95%
DEMOCRATIC PARTY		
GREGORY M. TUCKER	5181	64.05%
REPUBLICAN PARTY		

STATE BOARD OF EDUCATION

DISTRICT 10

ALFRED J. HERRERA	2249	100.00%
DEMOCRATIC PARTY		

MAGISTRATE JUDGE

DIVISION 4

LONNIE L. VALENCIA	202	100.00%
REPUBLICAN PARTY		
WILMA R. CHARLEY (Write-In)	0	0.00%
VICTORIA R. YAZZIE (Write-In)	0	0.00%

COUNTY COMMISSIONER

DISTRICT 3

ERNE B. GARCIA	2257	33.42%
DEMOCRATIC PARTY		
STEVEN P. NEVILLE	4497	66.58%
REPUBLICAN PARTY		

COUNTY CLERK

BERNADETTE R. HUSTON-ROLFS	2048	25.47%
DEMOCRATIC PARTY		
FRAN J. HANHARDT	5992	74.53%
REPUBLICAN PARTY		

Canvass Results For SAN JUAN COUNTY - Legislative District 3

GENERAL ELECTION held on November 7, 2000

Total Registered Voters: 13221

COUNTY TREASURER		
VICKIE I. ROBINSON	6787	100.00%
REPUBLICAN PARTY		

Shall PATRICIO M. SERNA be retained as a Justice of the Supreme Court?		
YES	4139	67.81%
NO	1965	32.19%

Shall JOSEPH ALARID be retained as a Judge of the Court of Appeals?		
YES	4108	67.92%
NO	1940	32.08%

CONSTITUTIONAL AMENDMENT 1		
FOR	3343	47.44%
AGAINST	3704	52.56%

CONSTITUTIONAL AMENDMENT 2		
FOR	1909	25.86%
AGAINST	5474	74.14%

BOND QUESTION A		
FOR	3738	51.54%
AGAINST	3514	48.46%

BOND QUESTION B		
FOR	3545	48.94%
AGAINST	3699	51.06%

BOND QUESTION C		
FOR	2268	31.90%
AGAINST	4842	68.10%

Canvass Results For SAN JUAN COUNTY - Legislative District 4

GENERAL ELECTION held on November 7, 2000

Total Registered Voters: **10867**

PRESIDENT AND VICE PRESIDENT OF THE UNITED STATES

RALPH NADER and WINONA LA DUKE <i>GREEN PARTY</i>	148	2.31%
AL GORE and JOE LIEBERMAN <i>DEMOCRATIC PARTY</i>	3538	55.12%
GEORGE W. BUSH and DICK CHENEY <i>REPUBLICAN PARTY</i>	2689	41.89%
HARRY BROWNE and ART OLIVIER <i>LIBERTARIAN PARTY</i>	14	0.22%
HOWARD PHILLIPS and J. CURTIS FRAZIER <i>CONSTITUTION PARTY</i>	7	0.11%
JOHN HAGELIN and NAT GOLDBABER <i>NATURAL LAW PARTY</i>	6	0.09%
PAT BUCHANAN and EZOLA FOSTER <i>REFORM PARTY</i>	17	0.26%

UNITED STATES SENATOR

JEFF BINGAMAN <i>DEMOCRATIC PARTY</i>	4007	63.54%
BILL REDMOND <i>REPUBLICAN PARTY</i>	2298	36.44%
ORLIN G. COLE (Write-In)	1	0.02%

UNITED STATES REPRESENTATIVE

DISTRICT 3

TOM UDALL <i>DEMOCRATIC PARTY</i>	4481	71.35%
LISA L. LUTZ <i>REPUBLICAN PARTY</i>	1799	28.65%

JUDGE OF THE COURT OF APPEALS

POSITION 1

MANUEL TIJERINA <i>DEMOCRATIC PARTY</i>	3397	55.62%
JONATHAN B. SUTIN <i>REPUBLICAN PARTY</i>	2710	44.38%

JUDGE OF THE COURT OF APPEALS

POSITION 2

CYNTHIA A. FRY <i>DEMOCRATIC PARTY</i>	3610	58.91%
RODERICK T. KENNEDY <i>REPUBLICAN PARTY</i>	2518	41.09%

JUDGE OF THE COURT OF APPEALS

POSITION 3

MARVIN H. GLADSTONE <i>GREEN PARTY</i>	565	9.22%
IRA ROBINSON <i>DEMOCRATIC PARTY</i>	3445	56.22%
T. GLENN ELLINGTON <i>REPUBLICAN PARTY</i>	2118	34.56%

JUDGE OF THE COURT OF APPEALS

POSITION 4

CELIA FOY CASTILLO <i>DEMOCRATIC PARTY</i>	3599	59.63%
RITA NUNEZ NEUMANN <i>REPUBLICAN PARTY</i>	2437	40.37%

STATE SENATOR

DISTRICT 1

WILLIAM E. SHARER <i>REPUBLICAN PARTY</i>	89	78.07%
RONALD E. BARRETT <i>LIBERTARIAN PARTY</i>	25	21.93%

STATE SENATOR

DISTRICT 2

DARLA WHITNEY-WELLES <i>DEMOCRATIC PARTY</i>	798	33.83%
ALLEN V. HURT <i>REPUBLICAN PARTY</i>	1561	66.17%

STATE SENATOR

DISTRICT 3

JOHN PINTO <i>DEMOCRATIC PARTY</i>	2931	77.01%
JIMMIE GARNENEZ, SR. <i>REPUBLICAN PARTY</i>	875	22.99%

STATE REPRESENTATIVE

DISTRICT 4

RAY BEGAYE <i>DEMOCRATIC PARTY</i>	4297	68.72%
VERLIN A. HAMMONS <i>REPUBLICAN PARTY</i>	1956	31.28%

DISTRICT ATTORNEY

11th JUDICIAL DISTRICT - DIVISION 1

JUNE P. STEIN <i>DEMOCRATIC PARTY</i>	3636	58.79%
GREGORY M. TUCKER <i>REPUBLICAN PARTY</i>	2549	41.21%

MAGISTRATE JUDGE

DIVISION 4

LONNIE L. VALENCIA <i>REPUBLICAN PARTY</i>	484	100.00%
WILMA R. CHARLEY (Write-In)	0	0.00%
VICTORIA R. YAZZIE (Write-In)	0	0.00%

COUNTY COMMISSIONER

DISTRICT 5

P. MARK DUNCAN <i>REPUBLICAN PARTY</i>	895	81.74%
GARY Z. WOOD <i>LIBERTARIAN PARTY</i>	200	18.26%

Canvass Results For SAN JUAN COUNTY - Legislative District 4

GENERAL ELECTION held on November 7, 2000

Total Registered Voters: 10867

COUNTY CLERK

BERNADETTE R. HUSTON-ROLFS	3387	54.91%
-----------------------------------	------	--------

DEMOCRATIC PARTY

FRAN J. HANHARDT	2781	45.09%
-------------------------	------	--------

REPUBLICAN PARTY

COUNTY TREASURER

VICKIE I. ROBINSON	4643	100.00%
---------------------------	------	---------

REPUBLICAN PARTY

Shall PATRICIO M. SERNA be retained as a Justice of the Supreme Court?

YES	3518	72.97%
------------	------	--------

NO	1303	27.03%
-----------	------	--------

Shall JOSEPH ALARID be retained as a Judge of the Court of Appeals?

YES	3320	69.40%
------------	------	--------

NO	1464	30.60%
-----------	------	--------

CONSTITUTIONAL AMENDMENT 1

FOR	3324	59.58%
------------	------	--------

AGAINST	2255	40.42%
----------------	------	--------

CONSTITUTIONAL AMENDMENT 2

FOR	2785	48.61%
------------	------	--------

AGAINST	2944	51.39%
----------------	------	--------

BOND QUESTION A

FOR	4321	74.47%
------------	------	--------

AGAINST	1481	25.53%
----------------	------	--------

BOND QUESTION B

FOR	4251	73.38%
------------	------	--------

AGAINST	1542	26.62%
----------------	------	--------

BOND QUESTION C

FOR	3543	62.13%
------------	------	--------

AGAINST	2160	37.87%
----------------	------	--------

Canvass Results For SAN JUAN COUNTY - Legislative District 9

GENERAL ELECTION held on November 7, 2000

Total Registered Voters: **5005**

PRESIDENT AND VICE PRESIDENT OF THE UNITED STATES

RALPH NADER and WINONA LA DUKE	98	3.41%
<i>GREEN PARTY</i>		
AL GORE and JOE LIEBERMAN	1932	67.25%
<i>DEMOCRATIC PARTY</i>		
GEORGE W. BUSH and DICK CHENEY	808	28.12%
<i>REPUBLICAN PARTY</i>		
HARRY BROWNE and ART OLIVIER	14	0.49%
<i>LIBERTARIAN PARTY</i>		
HOWARD PHILLIPS and J. CURTIS FRAZIER	7	0.24%
<i>CONSTITUTION PARTY</i>		
JOHN HAGELIN and NAT GOLDBABER	5	0.17%
<i>NATURAL LAW PARTY</i>		
PAT BUCHANAN and EZOLA FOSTER	9	0.31%
<i>REFORM PARTY</i>		

UNITED STATES SENATOR

JEFF BINGAMAN	2137	76.49%
<i>DEMOCRATIC PARTY</i>		
BILL REDMOND	657	23.51%
<i>REPUBLICAN PARTY</i>		
ORLIN G. COLE (Write-In)	0	0.00%

UNITED STATES REPRESENTATIVE

DISTRICT 3

TOM UDALL	2241	80.55%
<i>DEMOCRATIC PARTY</i>		
LISA L. LUTZ	541	19.45%
<i>REPUBLICAN PARTY</i>		

JUDGE OF THE COURT OF APPEALS

POSITION 1

MANUEL TIJERINA	1954	71.26%
<i>DEMOCRATIC PARTY</i>		
JONATHAN B. SUTIN	788	28.74%
<i>REPUBLICAN PARTY</i>		

JUDGE OF THE COURT OF APPEALS

POSITION 2

CYNTHIA A. FRY	2009	72.66%
<i>DEMOCRATIC PARTY</i>		
RODERICK T. KENNEDY	756	27.34%
<i>REPUBLICAN PARTY</i>		

JUDGE OF THE COURT OF APPEALS

POSITION 3

MARVIN H. GLADSTONE	204	7.37%
<i>GREEN PARTY</i>		
IRA ROBINSON	1914	69.15%
<i>DEMOCRATIC PARTY</i>		
T. GLENN ELLINGTON	650	23.48%
<i>REPUBLICAN PARTY</i>		

JUDGE OF THE COURT OF APPEALS

POSITION 4

CELIA FOY CASTILLO	2022	74.04%
<i>DEMOCRATIC PARTY</i>		
RITA NUNEZ NEUMANN	709	25.96%
<i>REPUBLICAN PARTY</i>		

STATE SENATOR

DISTRICT 2

DARLA WHITNEY-WELLES	456	67.66%
<i>DEMOCRATIC PARTY</i>		
ALLEN V. HURT	218	32.34%
<i>REPUBLICAN PARTY</i>		

STATE SENATOR

DISTRICT 3

JOHN PINTO	1658	78.76%
<i>DEMOCRATIC PARTY</i>		
JIMMIE GARNENEZ, SR.	447	21.24%
<i>REPUBLICAN PARTY</i>		

STATE REPRESENTATIVE

DISTRICT 9

LEO C. WATCHMAN, JR.	2402	100.00%
<i>DEMOCRATIC PARTY</i>		

DISTRICT ATTORNEY

11th JUDICIAL DISTRICT - DIVISION 1

JUNE P. STEIN	1993	72.74%
<i>DEMOCRATIC PARTY</i>		
GREGORY M. TUCKER	747	27.26%
<i>REPUBLICAN PARTY</i>		

MAGISTRATE JUDGE

DIVISION 4

LONNIE L. VALENCIA	1505	98.56%
<i>REPUBLICAN PARTY</i>		
WILMA R. CHARLEY (Write-In)	4	0.26%
VICTORIA R. YAZZIE (Write-In)	18	1.18%

COUNTY CLERK

BERNADETTE R. HUSTON-ROLFS	1918	70.28%
<i>DEMOCRATIC PARTY</i>		
FRAN J. HANHARDT	811	29.72%
<i>REPUBLICAN PARTY</i>		

COUNTY TREASURER

VICKIE I. ROBINSON	1559	100.00%
<i>REPUBLICAN PARTY</i>		

Shall PATRICIO M. SERNA be retained as a Justice of the Supreme Court?

YES	1574	81.30%
NO	362	18.70%

Canvass Results For SAN JUAN COUNTY - Legislative District 9

GENERAL ELECTION held on November 7, 2000

Total Registered Voters: **5005**

Shall JOSEPH ALARID be retained as a Judge of the Court of Appeals?

YES	1496	77.96%
NO	423	22.04%

CONSTITUTIONAL AMENDMENT 1

FOR	1738	72.57%
AGAINST	657	27.43%

CONSTITUTIONAL AMENDMENT 2

FOR	1632	68.83%
AGAINST	739	31.17%

BOND QUESTION A

FOR	2198	89.28%
AGAINST	264	10.72%

BOND QUESTION B

FOR	2144	87.55%
AGAINST	305	12.45%

BOND QUESTION C

FOR	1977	83.52%
AGAINST	390	16.48%

Canvass Results For SAN JUAN COUNTY - Legislative District 9

GENERAL ELECTION held on November 7, 2000

Precinct: 001 Registered Voters: 1042

Total votes 723

PRESIDENT AND VICE PRESIDENT OF THE UNITED STATES

RALPH NADER and WINONA LA DUKE <i>GREEN PARTY</i>	15	2.71%
AL GORE and JOE LIEBERMAN <i>DEMOCRATIC PARTY</i>	390	70.52%
GEORGE W. BUSH and DICK CHENEY <i>REPUBLICAN PARTY</i>	141	25.50%
HARRY BROWNE and ART OLIVIER <i>LIBERTARIAN PARTY</i>	2	0.36%
HOWARD PHILLIPS and J. CURTIS FRAZIER <i>CONSTITUTION PARTY</i>	1	0.18%
JOHN HAGELIN and NAT GOLDBABER <i>NATURAL LAW PARTY</i>	1	0.18%
PAT BUCHANAN and EZOLA FOSTER <i>REFORM PARTY</i>	3	0.54%

UNITED STATES SENATOR

JEFF BINGAMAN <i>DEMOCRATIC PARTY</i>	423	78.92%
BILL REDMOND <i>REPUBLICAN PARTY</i>	113	21.08%
ORLIN G. COLE (Write-In)	0	0.00%

UNITED STATES REPRESENTATIVE

DISTRICT 3

TOM UDALL <i>DEMOCRATIC PARTY</i>	439	82.36%
LISA L. LUTZ <i>REPUBLICAN PARTY</i>	94	17.64%

JUDGE OF THE COURT OF APPEALS

POSITION 1

MANUEL TIJERINA <i>DEMOCRATIC PARTY</i>	391	73.63%
JONATHAN B. SUTIN <i>REPUBLICAN PARTY</i>	140	26.37%

JUDGE OF THE COURT OF APPEALS

POSITION 2

CYNTHIA A. FRY <i>DEMOCRATIC PARTY</i>	390	73.03%
RODERICK T. KENNEDY <i>REPUBLICAN PARTY</i>	144	26.97%

JUDGE OF THE COURT OF APPEALS

POSITION 3

MARVIN H. GLADSTONE <i>GREEN PARTY</i>	34	6.42%
IRA ROBINSON <i>DEMOCRATIC PARTY</i>	385	72.64%
T. GLENN ELLINGTON <i>REPUBLICAN PARTY</i>	111	20.94%

JUDGE OF THE COURT OF APPEALS

POSITION 4

CELIA FOY CASTILLO <i>DEMOCRATIC PARTY</i>	405	76.27%
RITA NUNEZ NEUMANN <i>REPUBLICAN PARTY</i>	126	23.73%

STATE SENATOR

DISTRICT 3

JOHN PINTO <i>DEMOCRATIC PARTY</i>	432	81.20%
JIMMIE GARNENEZ, SR. <i>REPUBLICAN PARTY</i>	100	18.80%

STATE REPRESENTATIVE

DISTRICT 9

LEO C. WATCHMAN, JR. <i>DEMOCRATIC PARTY</i>	463	100.00%
---	-----	---------

DISTRICT ATTORNEY

11th JUDICIAL DISTRICT - DIVISION 1

JUNE P. STEIN <i>DEMOCRATIC PARTY</i>	394	74.20%
GREGORY M. TUCKER <i>REPUBLICAN PARTY</i>	137	25.80%

MAGISTRATE JUDGE

DIVISION 4

LONNIE L. VALENCIA <i>REPUBLICAN PARTY</i>	301	100.00%
WILMA R. CHARLEY (Write-In)	0	0.00%
VICTORIA R. YAZZIE (Write-In)	0	0.00%

COUNTY CLERK

BERNADETTE R. HUSTON-ROLFS <i>DEMOCRATIC PARTY</i>	384	71.91%
FRAN J. HANHARDT <i>REPUBLICAN PARTY</i>	150	28.09%

COUNTY TREASURER

VICKIE I. ROBINSON <i>REPUBLICAN PARTY</i>	306	100.00%
---	-----	---------

Shall PATRICIO M. SERNA be retained as a Justice of the Supreme Court?

YES	343	81.47%
NO	78	18.53%

Shall JOSEPH ALARID be retained as a Judge of the Court of Appeals?

YES	316	76.89%
NO	95	23.11%

CONSTITUTIONAL AMENDMENT 1

FOR	388	76.38%
AGAINST	120	23.62%

Canvass Results For SAN JUAN COUNTY - Legislative District 9

GENERAL ELECTION held on November 7, 2000

Precinct: 001 Registered Voters: 1042

CONSTITUTIONAL AMENDMENT 2

FOR	351	70.20%
AGAINST	149	29.80%

BOND QUESTION A

FOR	456	89.41%
AGAINST	54	10.59%

BOND QUESTION B

FOR	446	88.84%
AGAINST	56	11.16%

BOND QUESTION C

FOR	421	85.57%
AGAINST	71	14.43%

Canvass Results For SAN JUAN COUNTY - Legislative District 4

GENERAL ELECTION held on November 7, 2000

Precinct: **002** Registered Voters: **892**

PRESIDENT AND VICE PRESIDENT OF THE UNITED STATES

RALPH NADER and WINONA LA DUKE	10	2.67%
GREEN PARTY		
AL GORE and JOE LIEBERMAN	283	75.47%
DEMOCRATIC PARTY		
GEORGE W. BUSH and DICK CHENEY	79	21.07%
REPUBLICAN PARTY		
HARRY BROWNE and ART OLIVIER	0	0.27%
LIBERTARIAN PARTY		
HOWARD PHILLIPS and J. CURTIS FRAZIER	0	0.00%
CONSTITUTION PARTY		
JOHN HAGELIN and NAT GOLDHABER	1	0.27%
NATURAL LAW PARTY		
PAT BUCHANAN and EZOLA FOSTER	1	0.27%
REFORM PARTY		

UNITED STATES SENATOR

JEFF BINGAMAN	286	79.67%
DEMOCRATIC PARTY		
BILL REDMOND	73	20.33%
REPUBLICAN PARTY		
ORLIN G. COLE (Write-In)	0	0.00%

UNITED STATES REPRESENTATIVE

DISTRICT 3

TOM UDALL	314	86.74%
DEMOCRATIC PARTY		
LISA L. LUTZ	48	13.26%
REPUBLICAN PARTY		

JUDGE OF THE COURT OF APPEALS

POSITION 1

MANUEL TIJERINA	275	77.03%
DEMOCRATIC PARTY		
JONATHAN B. SUTIN	82	22.97%
REPUBLICAN PARTY		

JUDGE OF THE COURT OF APPEALS

POSITION 2

CYNTHIA A. FRY	278	77.65%
DEMOCRATIC PARTY		
RODERICK T. KENNEDY	74	22.35%
REPUBLICAN PARTY		

JUDGE OF THE COURT OF APPEALS

POSITION 3

MARVIN H. GLADSTONE	30	8.36%
GREEN PARTY		
IRA ROBINSON	266	74.09%
DEMOCRATIC PARTY		
T. GLENN ELLINGTON	63	17.55%
REPUBLICAN PARTY		

JUDGE OF THE COURT OF APPEALS

POSITION 4

CELIA FOY CASTILLO	280	79.10%
DEMOCRATIC PARTY		
RITA NUNEZ NEUMANN	74	20.90%
REPUBLICAN PARTY		

STATE SENATOR

DISTRICT 3

JOHN PINTO	301	83.15%
DEMOCRATIC PARTY		
JIMMIE GARNENEZ, SR.	61	16.85%
REPUBLICAN PARTY		

STATE REPRESENTATIVE

DISTRICT 4

RAY BEGAYE	320	87.91%
DEMOCRATIC PARTY		
VERLIN A. HAMMONS	44	12.09%
REPUBLICAN PARTY		

DISTRICT ATTORNEY

11th JUDICIAL DISTRICT - DIVISION 1

JUNE P. STEIN	286	79.67%
DEMOCRATIC PARTY		
GREGORY M. TUCKER	73	20.33%
REPUBLICAN PARTY		

COUNTY CLERK

BERNADETTE R. HUSTON-ROLFS	256	72.73%
DEMOCRATIC PARTY		
FRAN J. HANHARDT	96	27.27%
REPUBLICAN PARTY		

COUNTY TREASURER

VICKIE I. ROBINSON	221	100.00%
REPUBLICAN PARTY		

Shall PATRICIO M. SERNA be retained as a Justice of the Supreme Court?

YES	211	76.17%
NO	66	23.83%

Shall JOSEPH ALARID be retained as a Judge of the Court of Appeals?

YES	187	70.30%
NO	79	29.70%

CONSTITUTIONAL AMENDMENT 1

FOR	226	65.13%
AGAINST	121	34.87%

CONSTITUTIONAL AMENDMENT 2

FOR	230	65.90%
AGAINST	119	34.10%

Canvass Results For SAN JUAN COUNTY - Legislative District 4

GENERAL ELECTION held on November 7, 2000

Precinct: Registered Voters:

BOND QUESTION A

FOR	300	85.47%
AGAINST	51	14.53%

BOND QUESTION B

FOR	308	88.00%
AGAINST	42	12.00%

BOND QUESTION C

FOR	284	81.38%
AGAINST	65	18.62%

Canvass Results For SAN JUAN COUNTY - Legislative District 4

GENERAL ELECTION held on November 7, 2000

Precinct: 003 Registered Voters: 356

PRESIDENT AND VICE PRESIDENT OF THE UNITED STATES

RALPH NADER and WINONA LA DUKE <i>GREEN PARTY</i>	5	2.92%
AL GORE and JOE LIEBERMAN <i>DEMOCRATIC PARTY</i>	131	76.61%
GEORGE W. BUSH and DICK CHENEY <i>REPUBLICAN PARTY</i>	32	18.71%
HARRY BROWNE and ART OLIVIER <i>LIBERTARIAN PARTY</i>	0	0.00%
HOWARD PHILLIPS and J. CURTIS FRAZIER <i>CONSTITUTION PARTY</i>	3	1.75%
JOHN HAGELIN and NAT GOLDBABER <i>NATURAL LAW PARTY</i>	0	0.00%
PAT BUCHANAN and EZOLA FOSTER <i>REFORM PARTY</i>	0	0.00%

UNITED STATES SENATOR

JEFF BINGAMAN <i>DEMOCRATIC PARTY</i>	137	83.54%
BILL REDMOND <i>REPUBLICAN PARTY</i>	27	16.46%
ORLIN G. COLE (Write-In)	0	0.00%

UNITED STATES REPRESENTATIVE

DISTRICT 3

TOM UDALL <i>DEMOCRATIC PARTY</i>	148	90.80%
LISA L. LUTZ <i>REPUBLICAN PARTY</i>	15	9.20%

JUDGE OF THE COURT OF APPEALS

POSITION 1

MANUEL TIJERINA <i>DEMOCRATIC PARTY</i>	129	82.17%
JONATHAN B. SUTIN <i>REPUBLICAN PARTY</i>	28	17.83%

JUDGE OF THE COURT OF APPEALS

POSITION 2

CYNTHIA A. FRY <i>DEMOCRATIC PARTY</i>	130	81.25%
RODERICK T. KENNEDY <i>REPUBLICAN PARTY</i>	30	18.75%

JUDGE OF THE COURT OF APPEALS

POSITION 3

MARVIN H. GLADSTONE <i>GREEN PARTY</i>	13	8.13%
IRA ROBINSON <i>DEMOCRATIC PARTY</i>	125	78.13%
T. GLENN ELLINGTON <i>REPUBLICAN PARTY</i>	22	13.75%

JUDGE OF THE COURT OF APPEALS

POSITION 4

CELIA FOY CASTILLO <i>DEMOCRATIC PARTY</i>	127	81.94%
RITA NUNEZ NEUMANN <i>REPUBLICAN PARTY</i>	28	18.06%

STATE SENATOR

DISTRICT 3

JOHN PINTO <i>DEMOCRATIC PARTY</i>	139	83.73%
JIMMIE GARNENEZ, SR. <i>REPUBLICAN PARTY</i>	27	16.27%

STATE REPRESENTATIVE

DISTRICT 4

RAY BEGAYE <i>DEMOCRATIC PARTY</i>	146	89.02%
VERLIN A. HAMMONS <i>REPUBLICAN PARTY</i>	18	10.98%

DISTRICT ATTORNEY

11th JUDICIAL DISTRICT - DIVISION 1

JUNE P. STEIN <i>DEMOCRATIC PARTY</i>	128	79.50%
GREGORY M. TUCKER <i>REPUBLICAN PARTY</i>	33	20.50%

COUNTY CLERK

BERNADETTE R. HUSTON-ROLFS <i>DEMOCRATIC PARTY</i>	133	82.61%
FRAN J. HANHARDT <i>REPUBLICAN PARTY</i>	28	17.39%

COUNTY TREASURER

VICKIE I. ROBINSON <i>REPUBLICAN PARTY</i>	112	100.00%
---	-----	---------

Shall PATRICIO M. SERNA be retained as a Justice of the Supreme Court?

YES	102	79.69%
NO	26	20.31%

Shall JOSEPH ALARID be retained as a Judge of the Court of Appeals?

YES	90	76.27%
NO	28	23.73%

CONSTITUTIONAL AMENDMENT 1

FOR	98	70.00%
AGAINST	42	30.00%

CONSTITUTIONAL AMENDMENT 2

FOR	96	67.13%
AGAINST	47	32.87%

Canvass Results For SAN JUAN COUNTY - Legislative District 4

GENERAL ELECTION held on November 7, 2000

Precinct: 003 Registered Voters: 356

BOND QUESTION A

FOR	123	86.01%
AGAINST	20	13.99%

BOND QUESTION B

FOR	121	84.62%
AGAINST	22	15.38%

BOND QUESTION C

FOR	120	86.96%
AGAINST	18	13.04%

Canvass Results For SAN JUAN COUNTY - Legislative District 4

GENERAL ELECTION held on November 7, 2000

Precinct: **004** Registered Voters: **693**

PRESIDENT AND VICE PRESIDENT OF THE UNITED STATES

RALPH NADER and WINONA LA DUKE <i>GREEN PARTY</i>	1	0.28%
AL GORE and JOE LIEBERMAN <i>DEMOCRATIC PARTY</i>	247	69.58%
GEORGE W. BUSH and DICK CHENEY <i>REPUBLICAN PARTY</i>	106	29.86%
HARRY BROWNE and ART OLIVIER <i>LIBERTARIAN PARTY</i>	1	0.28%
HOWARD PHILLIPS and J. CURTIS FRAZIER <i>CONSTITUTION PARTY</i>	0	0.00%
JOHN HAGELIN and NAT GOLDBABER <i>NATURAL LAW PARTY</i>	0	0.00%
PAT BUCHANAN and EZOLA FOSTER <i>REFORM PARTY</i>	0	0.00%

UNITED STATES SENATOR

JEFF BINGAMAN <i>DEMOCRATIC PARTY</i>	270	75.84%
BILL REDMOND <i>REPUBLICAN PARTY</i>	86	24.16%
ORLIN G. COLE (Write-In)	0	0.00%

UNITED STATES REPRESENTATIVE

DISTRICT 3

TOM UDALL <i>DEMOCRATIC PARTY</i>	285	79.83%
LISA L. LUTZ <i>REPUBLICAN PARTY</i>	72	20.17%

JUDGE OF THE COURT OF APPEALS

POSITION 1

MANUEL TIJERINA <i>DEMOCRATIC PARTY</i>	231	66.38%
JONATHAN B. SUTIN <i>REPUBLICAN PARTY</i>	117	33.62%

JUDGE OF THE COURT OF APPEALS

POSITION 2

CYNTHIA A. FRY <i>DEMOCRATIC PARTY</i>	253	71.67%
RODERICK T. KENNEDY <i>REPUBLICAN PARTY</i>	100	28.33%

JUDGE OF THE COURT OF APPEALS

POSITION 3

MARVIN H. GLADSTONE <i>GREEN PARTY</i>	25	7.12%
IRA ROBINSON <i>DEMOCRATIC PARTY</i>	245	69.80%
T. GLENN ELLINGTON <i>REPUBLICAN PARTY</i>	81	23.08%

JUDGE OF THE COURT OF APPEALS

POSITION 4

CELIA FOY CASTILLO <i>DEMOCRATIC PARTY</i>	244	70.32%
RITA NUNEZ NEUMANN <i>REPUBLICAN PARTY</i>	103	29.68%

STATE SENATOR

DISTRICT 3

JOHN PINTO <i>DEMOCRATIC PARTY</i>	256	72.11%
JIMMIE GARNENEZ, SR. <i>REPUBLICAN PARTY</i>	99	27.89%

STATE REPRESENTATIVE

DISTRICT 4

RAY BEGAYE <i>DEMOCRATIC PARTY</i>	292	82.49%
VERLIN A. HAMMONS <i>REPUBLICAN PARTY</i>	62	17.51%

DISTRICT ATTORNEY

11th JUDICIAL DISTRICT - DIVISION 1

JUNE P. STEIN <i>DEMOCRATIC PARTY</i>	252	71.79%
GREGORY M. TUCKER <i>REPUBLICAN PARTY</i>	99	28.21%

COUNTY CLERK

BERNADETTE R. HUSTON-ROLFS <i>DEMOCRATIC PARTY</i>	241	68.47%
FRAN J. HANHARDT <i>REPUBLICAN PARTY</i>	111	31.53%

COUNTY TREASURER

VICKIE I. ROBINSON <i>REPUBLICAN PARTY</i>	222	100.00%
---	-----	---------

Shall PATRICIO M. SERNA be retained as a Justice of the Supreme Court?

YES	227	84.07%
NO	43	15.93%

Shall JOSEPH ALARID be retained as a Judge of the Court of Appeals?

YES	212	76.81%
NO	64	23.19%

CONSTITUTIONAL AMENDMENT 1

FOR	193	67.01%
AGAINST	95	32.99%

CONSTITUTIONAL AMENDMENT 2

FOR	168	55.08%
AGAINST	137	44.92%

Canvass Results For SAN JUAN COUNTY - Legislative District 4

GENERAL ELECTION held on November 7, 2000

Precinct: **004**

Registered Voters: **693**

BOND QUESTION A

FOR	286	88.27%
AGAINST	38	11.73%

BOND QUESTION B

FOR	282	88.40%
AGAINST	37	11.60%

BOND QUESTION C

FOR	261	82.08%
AGAINST	57	17.92%

Canvass Results For SAN JUAN COUNTY - Legislative District 9

GENERAL ELECTION held on November 7, 2000

Precinct: 005

Registered Voters: 724

PRESIDENT AND VICE PRESIDENT OF THE UNITED STATES

RALPH NADER and WINONA LA DUKE 15 5.73%

GREEN PARTY

AL GORE and JOE LIEBERMAN 161 61.45%

DEMOCRATIC PARTY

GEORGE W. BUSH and DICK CHENEY 77 29.39%

REPUBLICAN PARTY

HARRY BROWNE and ART OLIVIER 2 0.76%

LIBERTARIAN PARTY

HOWARD PHILLIPS and J. CURTIS FRAZIER 2 0.76%

CONSTITUTION PARTY

JOHN HAGELIN and NAT GOLDBABER 4 1.53%

NATURAL LAW PARTY

PAT BUCHANAN and EZOLA FOSTER 1 0.38%

REFORM PARTY

UNITED STATES SENATOR

JEFF BINGAMAN 190 73.64%

DEMOCRATIC PARTY

BILL REDMOND 68 26.36%

REPUBLICAN PARTY

ORLIN G. COLE (Write-In) 0 0.00%

UNITED STATES REPRESENTATIVE

DISTRICT 3

TOM UDALL 196 76.86%

DEMOCRATIC PARTY

LISA L. LUTZ 59 23.14%

REPUBLICAN PARTY

JUDGE OF THE COURT OF APPEALS

POSITION 1

MANUEL TIJERINA 171 68.13%

DEMOCRATIC PARTY

JONATHAN B. SUTIN 72 31.87%

REPUBLICAN PARTY

JUDGE OF THE COURT OF APPEALS

POSITION 2

CYNTHIA A. FRY 179 71.03%

DEMOCRATIC PARTY

RODERICK T. KENNEDY 73 28.97%

REPUBLICAN PARTY

JUDGE OF THE COURT OF APPEALS

POSITION 3

MARVIN H. GLADSTONE 22 8.59%

GREEN PARTY

IRA ROBINSON 170 66.41%

DEMOCRATIC PARTY

T. GLENN ELLINGTON 64 25.00%

REPUBLICAN PARTY

JUDGE OF THE COURT OF APPEALS

POSITION 4

CELIA FOY CASTILLO 176 70.40%

DEMOCRATIC PARTY

RITA NUNEZ NEUMANN 74 29.60%

REPUBLICAN PARTY

STATE SENATOR

DISTRICT 3

JOHN PINTO 188 74.02%

DEMOCRATIC PARTY

JIMMIE GARNENEZ, SR. 66 25.98%

REPUBLICAN PARTY

STATE REPRESENTATIVE

DISTRICT 9

LEO C. WATCHMAN, JR. 221 100.00%

DEMOCRATIC PARTY

DISTRICT ATTORNEY

11th JUDICIAL DISTRICT - DIVISION 1

JUNE P. STEIN 178 69.80%

DEMOCRATIC PARTY

GREGORY M. TUCKER 77 30.20%

REPUBLICAN PARTY

MAGISTRATE JUDGE

DIVISION 4

LONNIE L. VALENCIA 163 100.00%

REPUBLICAN PARTY

WILMA R. CHARLEY (Write-In) 0 0.00%

VICTORIA R. YAZZIE (Write-In) 0 0.00%

COUNTY CLERK

BERNADETTE R. HUSTON-ROLFS 167 66.53%

DEMOCRATIC PARTY

FRAN J. HANHARDT 74 33.47%

REPUBLICAN PARTY

COUNTY TREASURER

VICKIE I. ROBINSON 173 100.00%

REPUBLICAN PARTY

Shall PATRICIO M. SERNA be retained as a Justice of the Supreme Court?

YES 146 77.66%

NO 42 22.34%

Shall JOSEPH ALARID be retained as a Judge of the Court of Appeals?

YES 136 73.51%

NO 49 26.49%

CONSTITUTIONAL AMENDMENT 1

FOR 164 68.62%

AGAINST 75 31.38%

Canvass Results For SAN JUAN COUNTY - Legislative District 9

GENERAL ELECTION held on November 7, 2000

Precinct: 005

Registered Voters: 724

CONSTITUTIONAL AMENDMENT 2

FOR	151	63.18%
AGAINST	88	36.82%

BOND QUESTION A

FOR	215	88.84%
AGAINST	27	11.16%

BOND QUESTION B

FOR	207	86.25%
AGAINST	33	13.75%

BOND QUESTION C

FOR	193	82.83%
AGAINST	40	17.17%

Canvass Results For SAN JUAN COUNTY - Legislative District 9

GENERAL ELECTION held on November 7, 2000

Precinct: **005A** Registered Voters: **452**

PRESIDENT AND VICE PRESIDENT OF THE UNITED STATES

RALPH NADER and WINONA LA DUKE <i>GREEN PARTY</i>	6	3.21%
AL GORE and JOE LIEBERMAN <i>DEMOCRATIC PARTY</i>	134	71.66%
GEORGE W. BUSH and DICK CHENEY <i>REPUBLICAN PARTY</i>	45	24.06%
HARRY BROWNE and ART OLIVIER <i>LIBERTARIAN PARTY</i>	2	1.07%
HOWARD PHILLIPS and J. CURTIS FRAZIER <i>CONSTITUTION PARTY</i>	0	0.00%
JOHN HAGELIN and NAT GOLDBABER <i>NATURAL LAW PARTY</i>	0	0.00%
PAT BUCHANAN and EZOLA FOSTER <i>REFORM PARTY</i>	0	0.00%

UNITED STATES SENATOR

JEFF BINGAMAN <i>DEMOCRATIC PARTY</i>	130	70.65%
BILL REDMOND <i>REPUBLICAN PARTY</i>	54	29.35%
ORLIN G. COLE (Write-In)	0	0.00%

UNITED STATES REPRESENTATIVE

DISTRICT 3

TOM UDALL <i>DEMOCRATIC PARTY</i>	142	78.02%
LISA L. LUTZ <i>REPUBLICAN PARTY</i>	40	21.98%

JUDGE OF THE COURT OF APPEALS

POSITION 1

MANUEL TIJERINA <i>DEMOCRATIC PARTY</i>	124	67.76%
JONATHAN B. SUTIN <i>REPUBLICAN PARTY</i>	59	32.24%

JUDGE OF THE COURT OF APPEALS

POSITION 2

CYNTHIA A. FRY <i>DEMOCRATIC PARTY</i>	134	72.43%
RODERICK T. KENNEDY <i>REPUBLICAN PARTY</i>	51	27.57%

JUDGE OF THE COURT OF APPEALS

POSITION 3

MARVIN H. GLADSTONE <i>GREEN PARTY</i>	16	8.70%
IRA ROBINSON <i>DEMOCRATIC PARTY</i>	117	63.59%
T. GLENN ELLINGTON <i>REPUBLICAN PARTY</i>	51	27.72%

JUDGE OF THE COURT OF APPEALS

POSITION 4

CELIA FOY CASTILLO <i>DEMOCRATIC PARTY</i>	129	70.88%
RITA NUNEZ NEUMANN <i>REPUBLICAN PARTY</i>	53	29.12%

STATE SENATOR

DISTRICT 3

JOHN PINTO <i>DEMOCRATIC PARTY</i>	136	75.14%
JIMMIE GARNENEZ, SR. <i>REPUBLICAN PARTY</i>	45	24.86%

STATE REPRESENTATIVE

DISTRICT 9

LEO C. WATCHMAN, JR. <i>DEMOCRATIC PARTY</i>	155	100.00%
---	-----	---------

DISTRICT ATTORNEY

11th JUDICIAL DISTRICT - DIVISION 1

JUNE P. STEIN <i>DEMOCRATIC PARTY</i>	129	71.67%
GREGORY M. TUCKER <i>REPUBLICAN PARTY</i>	51	28.33%

MAGISTRATE JUDGE

DIVISION 4

LONNIE L. VALENCIA <i>REPUBLICAN PARTY</i>	96	96.00%
WILMA R. CHARLEY (Write-In)	0	0.00%
VICTORIA R. YAZZIE (Write-In)	4	4.00%

COUNTY CLERK

BERNADETTE R. HUSTON-ROLFS <i>DEMOCRATIC PARTY</i>	123	69.49%
FRAN J. HANHARDT <i>REPUBLICAN PARTY</i>	54	30.51%

COUNTY TREASURER

VICKIE I. ROBINSON <i>REPUBLICAN PARTY</i>	97	100.00%
---	----	---------

Shall PATRICIO M. SERNA be retained as a Justice of the Supreme Court?

YES	96	80.00%
NO	24	20.00%

Shall JOSEPH ALARID be retained as a Judge of the Court of Appeals?

YES	92	79.31%
NO	24	20.69%

CONSTITUTIONAL AMENDMENT 1

FOR	102	64.97%
AGAINST	55	35.03%

Canvass Results For SAN JUAN COUNTY - Legislative District 9

GENERAL ELECTION held on November 7, 2000

Precinct: **005A** Registered Voters: **452**

CONSTITUTIONAL AMENDMENT 2			
FOR	109	72.19%	
AGAINST	42	27.81%	
BOND QUESTION A			
FOR	144	87.80%	
AGAINST	20	12.20%	
BOND QUESTION B			
FOR	144	90.57%	
AGAINST	15	9.43%	
BOND QUESTION C			
FOR	132	89.19%	
AGAINST	16	10.81%	

Canvass Results For SAN JUAN COUNTY - Legislative District 9

GENERAL ELECTION held on November 7, 2000

Precinct: **006** Registered Voters: **705**

PRESIDENT AND VICE PRESIDENT OF THE UNITED STATES			
RALPH NADER and WINONA LA DUKE	17	4.50%	GREEN PARTY
AL GORE and JOE LIEBERMAN	280	74.07%	DEMOCRATIC PARTY
GEORGE W. BUSH and DICK CHENEY	79	20.90%	REPUBLICAN PARTY
HARRY BROWNE and ART OLIVIER	1	0.26%	LIBERTARIAN PARTY
HOWARD PHILLIPS and J. CURTIS FRAZIER	1	0.26%	CONSTITUTION PARTY
JOHN HAGELIN and NAT GOLDBABER	0	0.00%	NATURAL LAW PARTY
PAT BUCHANAN and EZOLA FOSTER	0	0.00%	REFORM PARTY

UNITED STATES SENATOR			
JEFF BINGAMAN	304	81.50%	DEMOCRATIC PARTY
BILL REDMOND	69	18.50%	REPUBLICAN PARTY
ORLIN G. COLE (Write-In)	0	0.00%	

UNITED STATES REPRESENTATIVE DISTRICT 3			
TOM UDALL	318	86.41%	DEMOCRATIC PARTY
LISA L. LUTZ	50	13.59%	REPUBLICAN PARTY

JUDGE OF THE COURT OF APPEALS POSITION 1			
MANUEL TIJERINA	287	77.78%	DEMOCRATIC PARTY
JONATHAN B. SUTIN	82	22.22%	REPUBLICAN PARTY

JUDGE OF THE COURT OF APPEALS POSITION 2			
CYNTHIA A. FRY	293	77.93%	DEMOCRATIC PARTY
RODERICK T. KENNEDY	83	22.07%	REPUBLICAN PARTY

JUDGE OF THE COURT OF APPEALS POSITION 3			
MARVIN H. GLADSTONE	27	7.22%	GREEN PARTY
IRA ROBINSON	277	74.06%	DEMOCRATIC PARTY
T. GLENN ELLINGTON	70	18.72%	REPUBLICAN PARTY

JUDGE OF THE COURT OF APPEALS POSITION 4			
CELIA FOY CASTILLO	293	80.27%	DEMOCRATIC PARTY
RITA NUNEZ NEUMANN	72	19.73%	REPUBLICAN PARTY

STATE SENATOR DISTRICT 3			
JOHN PINTO	309	81.96%	DEMOCRATIC PARTY
JIMMIE GARNENEZ, SR.	53	18.04%	REPUBLICAN PARTY

STATE REPRESENTATIVE DISTRICT 9			
LEO C. WATCHMAN, JR.	336	100.00%	DEMOCRATIC PARTY

DISTRICT ATTORNEY 11th JUDICIAL DISTRICT - DIVISION 1			
JUNE P. STEIN	290	78.38%	DEMOCRATIC PARTY
GREGORY M. TUCKER	80	21.62%	REPUBLICAN PARTY

MAGISTRATE JUDGE DIVISION 4			
LONNIE L. VALENCIA	173	100.00%	REPUBLICAN PARTY
WILMA R. CHARLEY (Write-In)	0	0.00%	
VICTORIA R. YAZZIE (Write-In)	0	0.00%	

COUNTY CLERK			
BERNADETTE R. HUSTON-ROLFS	290	79.23%	DEMOCRATIC PARTY
FRAN J. HANHARDT	76	20.77%	REPUBLICAN PARTY

COUNTY TREASURER			
VICKIE I. ROBINSON	178	100.00%	REPUBLICAN PARTY

Shall PATRICIO M. SERNA be retained as a Justice of the Supreme Court?			
YES	244	89.38%	
NO	29	10.62%	

Shall JOSEPH ALARID be retained as a Judge of the Court of Appeals?			
YES	225	83.96%	
NO	43	16.04%	

CONSTITUTIONAL AMENDMENT 1			
FOR	225	70.75%	
AGAINST	93	29.25%	

Canvass Results For SAN JUAN COUNTY - Legislative District 9

GENERAL ELECTION held on November 7, 2000

Precinct: **006** Registered Voters: **705**

CONSTITUTIONAL AMENDMENT 2		
FOR	227	70.06%
AGAINST	97	29.94%
BOND QUESTION A		
FOR	305	91.87%
AGAINST	27	8.13%
BOND QUESTION B		
FOR	297	90.27%
AGAINST	32	9.73%
BOND QUESTION C		
FOR	275	87.03%
AGAINST	41	12.97%

Canvass Results For SAN JUAN COUNTY - Legislative District 9

GENERAL ELECTION held on November 7, 2000

Precinct: **007** Registered Voters: **353**

PRESIDENT AND VICE PRESIDENT OF THE UNITED STATES

RALPH NADER and WINONA LA DUKE <i>GREEN PARTY</i>	7	2.53%
AL GORE and JOE LIEBERMAN <i>DEMOCRATIC PARTY</i>	152	76.77%
GEORGE W. BUSH and DICK CHENEY <i>REPUBLICAN PARTY</i>	37	18.69%
HARRY BROWNE and ART OLIVIER <i>LIBERTARIAN PARTY</i>	4	1.52%
HOWARD PHILLIPS and J. CURTIS FRAZIER <i>CONSTITUTION PARTY</i>	0	0.00%
JOHN HAGELIN and NAT GOLDBABER <i>NATURAL LAW PARTY</i>	0	0.00%
PAT BUCHANAN and EZOLA FOSTER <i>REFORM PARTY</i>	1	0.51%

UNITED STATES SENATOR

JEFF BINGAMAN <i>DEMOCRATIC PARTY</i>	161	82.56%
BILL REDMOND <i>REPUBLICAN PARTY</i>	34	17.44%
ORLIN G. COLE (Write-In)	1	0.00%

UNITED STATES REPRESENTATIVE

DISTRICT 3

TOM UDALL <i>DEMOCRATIC PARTY</i>	170	86.29%
LISA L. LUTZ <i>REPUBLICAN PARTY</i>	27	13.71%

JUDGE OF THE COURT OF APPEALS

POSITION 1

MANUEL TIJERINA <i>DEMOCRATIC PARTY</i>	150	76.92%
JONATHAN B. SUTIN <i>REPUBLICAN PARTY</i>	45	23.08%

JUDGE OF THE COURT OF APPEALS

POSITION 2

CYNTHIA A. FRY <i>DEMOCRATIC PARTY</i>	158	80.61%
RODERICK T. KENNEDY <i>REPUBLICAN PARTY</i>	38	19.39%

JUDGE OF THE COURT OF APPEALS

POSITION 3

MARVIN H. GLADSTONE <i>GREEN PARTY</i>	10	5.15%
IRA ROBINSON <i>DEMOCRATIC PARTY</i>	151	77.84%
T. GLENN ELLINGTON <i>REPUBLICAN PARTY</i>	33	17.01%

JUDGE OF THE COURT OF APPEALS

POSITION 4

CELIA FOY CASTILLO <i>DEMOCRATIC PARTY</i>	158	81.03%
RITA NUNEZ NEUMANN <i>REPUBLICAN PARTY</i>	37	18.97%

STATE SENATOR

DISTRICT 3

JOHN PINTO <i>DEMOCRATIC PARTY</i>	164	83.25%
JIMMIE GARNENEZ, SR. <i>REPUBLICAN PARTY</i>	33	16.75%

STATE REPRESENTATIVE

DISTRICT 9

LEO C. WATCHMAN, JR. <i>DEMOCRATIC PARTY</i>	174	100.00%
---	-----	---------

DISTRICT ATTORNEY

11th JUDICIAL DISTRICT - DIVISION 1

JUNE P. STEIN <i>DEMOCRATIC PARTY</i>	156	80.00%
GREGORY M. TUCKER <i>REPUBLICAN PARTY</i>	39	20.00%

MAGISTRATE JUDGE

DIVISION 4

LONNIE L. VALENCIA <i>REPUBLICAN PARTY</i>	108	100.00%
WILMA R. CHARLEY (Write-In)	0	0.00%
VICTORIA R. YAZZIE (Write-In)	0	0.00%

COUNTY CLERK

BERNADETTE R. HUSTON-ROLFS <i>DEMOCRATIC PARTY</i>	151	79.06%
FRAN J. HANHARDT <i>REPUBLICAN PARTY</i>	40	20.94%

COUNTY TREASURER

VICKIE I. ROBINSON <i>REPUBLICAN PARTY</i>	111	100.00%
---	-----	---------

Shall PATRICIO M. SERNA be retained as a Justice of the Supreme Court?

YES	124	87.32%
NO	18	12.68%

Shall JOSEPH ALARID be retained as a Judge of the Court of Appeals?

YES	121	85.82%
NO	20	14.18%

CONSTITUTIONAL AMENDMENT 1

FOR	145	79.23%
AGAINST	38	20.77%

Canvass Results For SAN JUAN COUNTY - Legislative District 9

GENERAL ELECTION held on November 7, 2000

Precinct: 007 Registered Voters: 353

CONSTITUTIONAL AMENDMENT 2		
FOR	137	73.26%
AGAINST	50	26.74%

BOND QUESTION A		
FOR	182	94.30%
AGAINST	11	5.70%

BOND QUESTION B		
FOR	182	91.92%
AGAINST	16	8.08%

BOND QUESTION C		
FOR	165	88.71%
AGAINST	21	11.29%

Canvass Results For SAN JUAN COUNTY - Legislative District 4

GENERAL ELECTION held on November 7, 2000

Precinct: 008

Registered Voters: 821

PRESIDENT AND VICE PRESIDENT OF THE UNITED STATES

RALPH NADER and WINONA LA DUKE	5	1.30%
GREEN PARTY		
AL GORE and JOE LIEBERMAN	277	71.95%
DEMOCRATIC PARTY		
GEORGE W. BUSH and DICK CHENEY	101	26.23%
REPUBLICAN PARTY		
HARRY BROWNE and ART OLIVIER	1	0.26%
LIBERTARIAN PARTY		
HOWARD PHILLIPS and J. CURTIS FRAZIER	0	0.00%
CONSTITUTION PARTY		
JOHN HAGELIN and NAT GOLDBABER	0	0.00%
NATURAL LAW PARTY		
PAT BUCHANAN and EZOLA FOSTER	1	0.26%
REFORM PARTY		

UNITED STATES SENATOR

JEFF BINGAMAN	290	75.92%
DEMOCRATIC PARTY		
BILL REDMOND	92	24.08%
REPUBLICAN PARTY		
ORLIN G. COLE (Write-In)	0	0.00%

UNITED STATES REPRESENTATIVE

DISTRICT 3

TOM UDALL	323	84.33%
DEMOCRATIC PARTY		
LISA L. LUTZ	60	15.67%
REPUBLICAN PARTY		

JUDGE OF THE COURT OF APPEALS

POSITION 1

MANUEL TIJERINA	268	72.04%
DEMOCRATIC PARTY		
JONATHAN B. SUTIN	104	27.96%
REPUBLICAN PARTY		

JUDGE OF THE COURT OF APPEALS

POSITION 2

CYNTHIA A. FRY	268	71.66%
DEMOCRATIC PARTY		
RODERICK T. KENNEDY	106	28.34%
REPUBLICAN PARTY		

JUDGE OF THE COURT OF APPEALS

POSITION 3

MARVIN H. GLADSTONE	23	6.17%
GREEN PARTY		
IRA ROBINSON	280	75.07%
DEMOCRATIC PARTY		
T. GLENN ELLINGTON	70	18.77%
REPUBLICAN PARTY		

JUDGE OF THE COURT OF APPEALS

POSITION 4

CELIA FOY CASTILLO	262	73.60%
DEMOCRATIC PARTY		
RITA NUNEZ NEUMANN	94	26.40%
REPUBLICAN PARTY		

STATE SENATOR

DISTRICT 3

JOHN PINTO	302	79.27%
DEMOCRATIC PARTY		
JIMMIE GARNENEZ, SR.	79	20.73%
REPUBLICAN PARTY		

STATE REPRESENTATIVE

DISTRICT 4

RAY BEGAYE	318	84.57%
DEMOCRATIC PARTY		
VERLIN A. HAMMONS	58	15.43%
REPUBLICAN PARTY		

DISTRICT ATTORNEY

11th JUDICIAL DISTRICT - DIVISION 1

JUNE P. STEIN	275	74.32%
DEMOCRATIC PARTY		
GREGORY M. TUCKER	95	25.68%
REPUBLICAN PARTY		

COUNTY CLERK

BERNADETTE R. HUSTON-ROLFS	264	70.97%
DEMOCRATIC PARTY		
FRAN J. HANHARDT	108	29.03%
REPUBLICAN PARTY		

COUNTY TREASURER

VICKIE I. ROBINSON	219	100.00%
REPUBLICAN PARTY		

Shall PATRICIO M. SERNA be retained as a Justice of the Supreme Court?

YES	203	76.89%
NO	61	23.11%

Shall JOSEPH ALARID be retained as a Judge of the Court of Appeals?

YES	193	73.66%
NO	69	26.34%

CONSTITUTIONAL AMENDMENT 1

FOR	235	72.09%
AGAINST	91	27.91%

CONSTITUTIONAL AMENDMENT 2

FOR	223	66.37%
AGAINST	113	33.63%

Canvass Results For SAN JUAN COUNTY - Legislative District 4

GENERAL ELECTION held on November 7, 2000

Precinct: 008

Registered Voters: 821

BOND QUESTION A

FOR	315	88.73%
AGAINST	40	11.27%

BOND QUESTION B

FOR	315	88.48%
AGAINST	41	11.52%

BOND QUESTION C

FOR	290	82.86%
AGAINST	60	17.14%

Canvass Results For SAN JUAN COUNTY - Legislative District 4

GENERAL ELECTION held on November 7, 2000

Precinct: 009

Registered Voters: 300

PRESIDENT AND VICE PRESIDENT OF THE UNITED STATES

RALPH NADER and WINONA LA DUKE <i>GREEN PARTY</i>	3	1.84%
AL GORE and JOE LIEBERMAN <i>DEMOCRATIC PARTY</i>	121	74.23%
GEORGE W. BUSH and DICK CHENEY <i>REPUBLICAN PARTY</i>	39	23.93%
HARRY BROWNE and ART OLIVIER <i>LIBERTARIAN PARTY</i>	1	0.00%
HOWARD PHILLIPS and J. CURTIS FRAZIER <i>CONSTITUTION PARTY</i>	1	0.00%
JOHN HAGELIN and NAT GOLDBABER <i>NATURAL LAW PARTY</i>	1	0.00%
PAT BUCHANAN and EZOLA FOSTER <i>REFORM PARTY</i>	1	0.00%

UNITED STATES SENATOR

JEFF BINGAMAN <i>DEMOCRATIC PARTY</i>	123	77.85%
BILL REDMOND <i>REPUBLICAN PARTY</i>	35	22.15%
ORLIN G. COLE (Write-In)	1	0.00%

UNITED STATES REPRESENTATIVE

DISTRICT 3

TOM UDALL <i>DEMOCRATIC PARTY</i>	144	90.57%
LISA L. LUTZ <i>REPUBLICAN PARTY</i>	15	9.43%

JUDGE OF THE COURT OF APPEALS

POSITION 1

MANUEL TIJERINA <i>DEMOCRATIC PARTY</i>	113	75.33%
JONATHAN B. SUTIN <i>REPUBLICAN PARTY</i>	37	24.67%

JUDGE OF THE COURT OF APPEALS

POSITION 2

CYNTHIA A. FRY <i>DEMOCRATIC PARTY</i>	116	76.82%
RODERICK T. KENNEDY <i>REPUBLICAN PARTY</i>	35	23.18%

JUDGE OF THE COURT OF APPEALS

POSITION 3

MARVIN H. GLADSTONE <i>GREEN PARTY</i>	15	9.87%
IRA ROBINSON <i>DEMOCRATIC PARTY</i>	110	72.37%
T. GLENN ELLINGTON <i>REPUBLICAN PARTY</i>	27	17.76%

JUDGE OF THE COURT OF APPEALS

POSITION 4

CELIA FOY CASTILLO <i>DEMOCRATIC PARTY</i>	120	80.00%
RITA NUNEZ NEUMANN <i>REPUBLICAN PARTY</i>	30	20.00%

STATE SENATOR

DISTRICT 3

JOHN PINTO <i>DEMOCRATIC PARTY</i>	124	77.99%
JIMMIE GARNENEZ, SR. <i>REPUBLICAN PARTY</i>	35	22.01%

STATE REPRESENTATIVE

DISTRICT 4

RAY BEGAYE <i>DEMOCRATIC PARTY</i>	137	86.71%
VERLIN A. HAMMONS <i>REPUBLICAN PARTY</i>	21	13.29%

DISTRICT ATTORNEY

11th JUDICIAL DISTRICT - DIVISION 1

JUNE P. STEIN <i>DEMOCRATIC PARTY</i>	116	76.82%
GREGORY M. TUCKER <i>REPUBLICAN PARTY</i>	35	23.18%

COUNTY CLERK

BERNADETTE R. HUSTON-ROLFS <i>DEMOCRATIC PARTY</i>	109	71.24%
FRAN J. HANHARDT <i>REPUBLICAN PARTY</i>	44	28.76%

COUNTY TREASURER

VICKIE I. ROBINSON <i>REPUBLICAN PARTY</i>	113	100.00%
---	-----	---------

Shall PATRIGIO M. SERNA be retained as a Justice of the Supreme Court?

YES	102	79.07%
NO	27	20.93%

Shall JOSEPH ALARID be retained as a Judge of the Court of Appeals?

YES	95	73.64%
NO	34	26.36%

CONSTITUTIONAL AMENDMENT 1

FOR	104	68.87%
AGAINST	47	31.13%

CONSTITUTIONAL AMENDMENT 2

FOR	83	53.55%
AGAINST	72	46.45%

Canvass Results For SAN JUAN COUNTY - Legislative District 4

GENERAL ELECTION held on November 7, 2000

Precinct: **009** Registered Voters: **300**

BOND QUESTION A			
FOR	135	85.44%	
AGAINST	23	14.56%	
BOND QUESTION B			
FOR	138	90.20%	
AGAINST	15	9.80%	
BOND QUESTION C			
FOR	124	81.58%	
AGAINST	28	18.42%	

Canvass Results For SAN JUAN COUNTY - Legislative District 4

GENERAL ELECTION held on November 7, 2000

Precinct: **010** Registered Voters: **958**

PRESIDENT AND VICE PRESIDENT OF THE UNITED STATES

RALPH NADER and WINONA LA DUKE <i>GREEN PARTY</i>	15	3.69%
AL GORE and JOE LIEBERMAN <i>DEMOCRATIC PARTY</i>	288	70.94%
GEORGE W. BUSH and DICK CHENEY <i>REPUBLICAN PARTY</i>	97	23.89%
HARRY BROWNE and ART OLIVIER <i>LIBERTARIAN PARTY</i>	2	0.74%
HOWARD PHILLIPS and J. CURTIS FRAZIER <i>CONSTITUTION PARTY</i>	2	0.49%
JOHN HAGELIN and NAT GOLDHABER <i>NATURAL LAW PARTY</i>	1	0.00%
PAT BUCHANAN and EZOLA FOSTER <i>REFORM PARTY</i>	1	0.25%

UNITED STATES SENATOR

JEFF BINGAMAN <i>DEMOCRATIC PARTY</i>	308	78.97%
BILL REDMOND <i>REPUBLICAN PARTY</i>	82	21.03%
ORLIN G. COLE (Write-In)	0	0.00%

UNITED STATES REPRESENTATIVE

DISTRICT 3

TOM UDALL <i>DEMOCRATIC PARTY</i>	344	87.76%
LISA L. LUTZ <i>REPUBLICAN PARTY</i>	48	12.24%

JUDGE OF THE COURT OF APPEALS

POSITION 1

MANUEL TIJERINA <i>DEMOCRATIC PARTY</i>	276	73.40%
JONATHAN B. SUTIN <i>REPUBLICAN PARTY</i>	100	26.60%

JUDGE OF THE COURT OF APPEALS

POSITION 2

CYNTHIA A. FRY <i>DEMOCRATIC PARTY</i>	273	72.99%
RODERICK T. KENNEDY <i>REPUBLICAN PARTY</i>	101	27.01%

JUDGE OF THE COURT OF APPEALS

POSITION 3

MARVIN H. GLADSTONE <i>GREEN PARTY</i>	49	13.00%
IRA ROBINSON <i>DEMOCRATIC PARTY</i>	264	70.03%
T. GLENN ELLINGTON <i>REPUBLICAN PARTY</i>	64	16.98%

JUDGE OF THE COURT OF APPEALS

POSITION 4

CELIA FOY CASTILLO <i>DEMOCRATIC PARTY</i>	287	77.15%
RITA NUNEZ NEUMANN <i>REPUBLICAN PARTY</i>	85	22.85%

STATE SENATOR

DISTRICT 3

JOHN PINTO <i>DEMOCRATIC PARTY</i>	321	80.86%
JIMMIE GARNENEZ, SR. <i>REPUBLICAN PARTY</i>	76	19.14%

STATE REPRESENTATIVE

DISTRICT 4

RAY BEGAYE <i>DEMOCRATIC PARTY</i>	346	87.37%
VERLIN A. HAMMONS <i>REPUBLICAN PARTY</i>	50	12.63%

DISTRICT ATTORNEY

11th JUDICIAL DISTRICT - DIVISION 1

JUNE P. STEIN <i>DEMOCRATIC PARTY</i>	279	73.61%
GREGORY M. TUCKER <i>REPUBLICAN PARTY</i>	100	26.39%

COUNTY CLERK

BERNADETTE R. HUSTON-ROLFS <i>DEMOCRATIC PARTY</i>	285	74.80%
FRAN J. HANHARDT <i>REPUBLICAN PARTY</i>	96	25.20%

COUNTY TREASURER

VICKIE I. ROBINSON <i>REPUBLICAN PARTY</i>	270	100.00%
---	-----	---------

Shall PATRICIO M. SERNA be retained as a Justice of the Supreme Court?

YES	230	76.92%
NO	69	23.08%

Shall JOSEPH ALARID be retained as a Judge of the Court of Appeals?

YES	222	73.51%
NO	80	26.49%

CONSTITUTIONAL AMENDMENT 1

FOR	238	66.30%
AGAINST	121	33.70%

CONSTITUTIONAL AMENDMENT 2

FOR	181	50.84%
AGAINST	175	49.16%

Canvass Results For SAN JUAN COUNTY - Legislative District 4

GENERAL ELECTION held on November 7, 2000

Precinct: Registered Voters:

BOND QUESTION A

FOR	305	84.72%
AGAINST	55	15.28%

BOND QUESTION B

FOR	302	85.07%
AGAINST	53	14.93%

BOND QUESTION C

FOR	261	75.00%
AGAINST	87	25.00%

Canvass Results For SAN JUAN COUNTY - Legislative District 4

GENERAL ELECTION held on November 7, 2000

Precinct: 011 Registered Voters: 726

PRESIDENT AND VICE PRESIDENT OF THE UNITED STATES

RALPH NADER and WINONA LA DUKE GREEN PARTY	1	1.47%
AL GORE and JOE LIEBERMAN DEMOCRATIC PARTY	101	29.62%
GEORGE W. BUSH and DICK CHENEY REPUBLICAN PARTY	228	66.86%
HARRY BROWNE and ART OLIVIER LIBERTARIAN PARTY	1	1.76%
HOWARD PHILLIPS and J. CURTIS FRAZIER CONSTITUTION PARTY	1	0.29%
JOHN HAGELIN and NAT GOLDBABER NATURAL LAW PARTY	0	0.00%
PAT BUCHANAN and EZOLA FOSTER REFORM PARTY	0	0.00%

UNITED STATES SENATOR

JEFF BINGAMAN DEMOCRATIC PARTY	140	41.92%
BILL REDMOND REPUBLICAN PARTY	194	58.08%
ORLIN G. COLE (Write-in)	1	0.00%

UNITED STATES REPRESENTATIVE

DISTRICT 3

TOM UDALL DEMOCRATIC PARTY	168	51.22%
LISA L. LUTZ REPUBLICAN PARTY	160	48.78%

JUDGE OF THE COURT OF APPEALS

POSITION 1

MANUEL TIJERINA DEMOCRATIC PARTY	101	31.66%
JONATHAN B. SUTIN REPUBLICAN PARTY	218	68.34%

JUDGE OF THE COURT OF APPEALS

POSITION 2

CYNTHIA A. FRY DEMOCRATIC PARTY	125	39.06%
RODERICK T. KENNEDY REPUBLICAN PARTY	195	60.94%

JUDGE OF THE COURT OF APPEALS

POSITION 3

MARVIN H. GLADSTONE GREEN PARTY	35	11.15%
IRA ROBINSON DEMOCRATIC PARTY	102	32.48%
T. GLENN ELLINGTON REPUBLICAN PARTY	177	56.37%

JUDGE OF THE COURT OF APPEALS

POSITION 4

CELIA FOY CASTILLO DEMOCRATIC PARTY	114	36.42%
RITA NUNEZ NEUMANN REPUBLICAN PARTY	199	63.58%

STATE SENATOR

DISTRICT 2

DARLA WHITNEY-WELLES DEMOCRATIC PARTY	108	33.03%
ALLEN V. HURT REPUBLICAN PARTY	219	66.97%

STATE REPRESENTATIVE

DISTRICT 4

RAY BEGAYE DEMOCRATIC PARTY	139	42.77%
VERLIN A. HAMMONS REPUBLICAN PARTY	186	57.23%

DISTRICT ATTORNEY

11th JUDICIAL DISTRICT - DIVISION 1

JUNE P. STEIN DEMOCRATIC PARTY	129	39.21%
GREGORY M. TUCKER REPUBLICAN PARTY	200	60.79%

COUNTY COMMISSIONER

DISTRICT 5

P. MARK DUNCAN REPUBLICAN PARTY	241	77.24%
GARY Z. WOOD LIBERTARIAN PARTY	71	22.76%

COUNTY CLERK

BERNADETTE R. HUSTON-ROLFS DEMOCRATIC PARTY	100	30.77%
FRAN J. HANHARDT REPUBLICAN PARTY	225	69.23%

COUNTY TREASURER

VICKIE I. ROBINSON REPUBLICAN PARTY	279	100.00%
--	-----	---------

Shall PATRICIO M. SERNA be retained as a Justice of the Supreme Court?

YES	174	66.41%
NO	88	33.59%

Shall JOSEPH ALARID be retained as a Judge of the Court of Appeals?

YES	165	63.46%
NO	95	36.54%

Canvass Results For SAN JUAN COUNTY - Legislative District 4

GENERAL ELECTION held on November 7, 2000

Precinct: Registered Voters:

CONSTITUTIONAL AMENDMENT 1

FOR	138	46.46%
AGAINST	159	53.54%

CONSTITUTIONAL AMENDMENT 2

FOR	104	34.10%
AGAINST	201	65.90%

BOND QUESTION A

FOR	169	55.23%
AGAINST	137	44.77%

BOND QUESTION B

FOR	167	54.93%
AGAINST	137	45.07%

BOND QUESTION C

FOR	112	37.33%
AGAINST	188	62.67%

Canvass Results For SAN JUAN COUNTY - Legislative District 4

GENERAL ELECTION held on November 7, 2000

Precinct: 012

Registered Voters: 1068

PRESIDENT AND VICE PRESIDENT OF THE UNITED STATES

RALPH NADER and WINONA LA DUKE <i>GREEN PARTY</i>	1	1.57%
AL GORE and JOE LIEBERMAN <i>DEMOCRATIC PARTY</i>	135	26.57%
GEORGE W. BUSH and DICK CHENEY <i>REPUBLICAN PARTY</i>	364	71.65%
HARRY BROWNE and ART OLIVIER <i>LIBERTARIAN PARTY</i>	1	0.00%
HOWARD PHILLIPS and J. CURTIS FRAZIER <i>CONSTITUTION PARTY</i>	1	0.00%
JOHN HAGELIN and NAT GOLDBABER <i>NATURAL LAW PARTY</i>	1	0.00%
PAT BUCHANAN and EZOLA FOSTER <i>REFORM PARTY</i>	1	0.20%

UNITED STATES SENATOR

JEFF BINGAMAN <i>DEMOCRATIC PARTY</i>	132	37.65%
BILL REDMOND <i>REPUBLICAN PARTY</i>	313	62.35%
ORLIN G. COLE (Write-In)	1	0.00%

UNITED STATES REPRESENTATIVE

DISTRICT 3

TOM UDALL <i>DEMOCRATIC PARTY</i>	227	46.23%
LISA L. LUTZ <i>REPUBLICAN PARTY</i>	264	53.77%

JUDGE OF THE COURT OF APPEALS

POSITION 1

MANUEL TIJERINA <i>DEMOCRATIC PARTY</i>	119	24.64%
JONATHAN B. SUTIN <i>REPUBLICAN PARTY</i>	364	75.36%

JUDGE OF THE COURT OF APPEALS

POSITION 2

CYNTHIA A. FRY <i>DEMOCRATIC PARTY</i>	160	33.06%
RODERICK T. KENNEDY <i>REPUBLICAN PARTY</i>	324	66.94%

JUDGE OF THE COURT OF APPEALS

POSITION 3

MARVIN H. GLADSTONE <i>GREEN PARTY</i>	39	8.16%
IRA ROBINSON <i>DEMOCRATIC PARTY</i>	133	27.82%
T. GLENN ELLINGTON <i>REPUBLICAN PARTY</i>	306	64.02%

JUDGE OF THE COURT OF APPEALS

POSITION 4

CELIA FOY CASTILLO <i>DEMOCRATIC PARTY</i>	145	30.21%
RITA NUNEZ NEUMANN <i>REPUBLICAN PARTY</i>	335	69.79%

STATE SENATOR

DISTRICT 2

DARLA WHITNEY-WELLES <i>DEMOCRATIC PARTY</i>	130	26.05%
ALLEN V. HURT <i>REPUBLICAN PARTY</i>	369	73.95%

STATE REPRESENTATIVE

DISTRICT 4

RAY BEGAYE <i>DEMOCRATIC PARTY</i>	158	32.71%
VERLIN A. HAMMONS <i>REPUBLICAN PARTY</i>	325	67.29%

DISTRICT ATTORNEY

11th JUDICIAL DISTRICT - DIVISION 1

JUNE P. STEIN <i>DEMOCRATIC PARTY</i>	159	32.12%
GREGORY M. TUCKER <i>REPUBLICAN PARTY</i>	336	67.88%

COUNTY COMMISSIONER

DISTRICT 5

P. MARK DUNCAN <i>REPUBLICAN PARTY</i>	401	85.14%
GARY Z. WOOD <i>LIBERTARIAN PARTY</i>	70	14.86%

COUNTY CLERK

BERNADETTE R. HUSTON-ROLFS <i>DEMOCRATIC PARTY</i>	111	22.70%
FRAN J. HANHARDT <i>REPUBLICAN PARTY</i>	378	77.30%

COUNTY TREASURER

VICKIE I. ROBINSON <i>REPUBLICAN PARTY</i>	441	100.00%
---	-----	---------

Shall PATRICIO M. SERNA be retained as a Justice of the Supreme Court?

YES	268	68.02%
NO	126	31.98%

Shall JOSEPH ALARID be retained as a Judge of the Court of Appeals?

YES	262	67.88%
NO	124	32.12%

Canvass Results For SAN JUAN COUNTY - Legislative District 4

GENERAL ELECTION held on November 7, 2000

Precinct: 012

Registered Voters: 1068

CONSTITUTIONAL AMENDMENT 1

FOR	205	45.56%
AGAINST	245	54.44%

CONSTITUTIONAL AMENDMENT 2

FOR	132	29.07%
AGAINST	322	70.93%

BOND QUESTION A

FOR	233	51.89%
AGAINST	216	48.11%

BOND QUESTION B

FOR	237	52.78%
AGAINST	212	47.22%

BOND QUESTION C

FOR	172	39.36%
AGAINST	265	60.64%

Canvass Results For SAN JUAN COUNTY - Legislative District 4

GENERAL ELECTION held on November 7, 2000

Precinct: **013** Registered Voters: **686**

PRESIDENT AND VICE PRESIDENT OF THE UNITED STATES

RALPH NADER and WINONA LA DUKE <i>GREEN PARTY</i>	1	1.61%
AL GORE and JOE LIEBERMAN <i>DEMOCRATIC PARTY</i>	107	28.76%
GEORGE W. BUSH and DICK CHENEY <i>REPUBLICAN PARTY</i>	257	69.09%
HARRY BROWNE and ART OLIVIER <i>LIBERTARIAN PARTY</i>	1	0.27%
HOWARD PHILLIPS and J. CURTIS FRAZIER <i>CONSTITUTION PARTY</i>	1	0.00%
JOHN HAGELIN and NAT GOLDBERGER <i>NATURAL LAW PARTY</i>	1	0.00%
PAT BUCHANAN and EZOLA FOSTER <i>REFORM PARTY</i>	1	0.27%

UNITED STATES SENATOR

JEFF BINGAMAN <i>DEMOCRATIC PARTY</i>	138	37.30%
BILL REDMOND <i>REPUBLICAN PARTY</i>	232	62.70%
ORLIN G. COLE (Write-In)	1	0.00%

UNITED STATES REPRESENTATIVE

DISTRICT 3

TOM UDALL <i>DEMOCRATIC PARTY</i>	181	49.05%
LISA L. LUTZ <i>REPUBLICAN PARTY</i>	188	50.95%

JUDGE OF THE COURT OF APPEALS

POSITION 1

MANUEL TIJERINA <i>DEMOCRATIC PARTY</i>	106	29.36%
JONATHAN B. SUTIN <i>REPUBLICAN PARTY</i>	255	70.64%

JUDGE OF THE COURT OF APPEALS

POSITION 2

CYNTHIA A. FRY <i>DEMOCRATIC PARTY</i>	121	33.52%
RODERICK T. KENNEDY <i>REPUBLICAN PARTY</i>	240	66.48%

JUDGE OF THE COURT OF APPEALS

POSITION 3

MARVIN H. GLADSTONE <i>GREEN PARTY</i>	30	8.33%
IRA ROBINSON <i>DEMOCRATIC PARTY</i>	111	30.83%
T. GLENN ELLINGTON <i>REPUBLICAN PARTY</i>	219	60.83%

JUDGE OF THE COURT OF APPEALS

POSITION 4

CELIA FOY CASTILLO <i>DEMOCRATIC PARTY</i>	108	30.59%
RITA NUNEZ NEUMANN <i>REPUBLICAN PARTY</i>	245	69.41%

STATE SENATOR

DISTRICT 2

DARLA WHITNEY-WELLES <i>DEMOCRATIC PARTY</i>	111	29.35%
ALLEN V. HURT <i>REPUBLICAN PARTY</i>	260	70.65%

STATE REPRESENTATIVE

DISTRICT 4

RAY BEGAYE <i>DEMOCRATIC PARTY</i>	135	37.40%
VERLIN A. HAMMONS <i>REPUBLICAN PARTY</i>	226	62.60%

DISTRICT ATTORNEY

11th JUDICIAL DISTRICT - DIVISION 1

JUNE P. STEIN <i>DEMOCRATIC PARTY</i>	117	32.23%
GREGORY M. TUCKER <i>REPUBLICAN PARTY</i>	246	67.77%

COUNTY CLERK

BERNADETTE R. HUSTON-ROLFS <i>DEMOCRATIC PARTY</i>	98	26.85%
FRAN J. HANHARDT <i>REPUBLICAN PARTY</i>	267	73.15%

COUNTY TREASURER

VICKIE I. ROBINSON <i>REPUBLICAN PARTY</i>	328	100.00%
---	-----	---------

Shall PATRICIO M. SERNA be retained as a Justice of the Supreme Court?

YES	180	64.98%
NO	97	35.02%

Shall JOSEPH ALARID be retained as a Judge of the Court of Appeals?

YES	169	60.79%
NO	109	39.21%

CONSTITUTIONAL AMENDMENT 1

FOR	152	44.57%
AGAINST	189	55.43%

CONSTITUTIONAL AMENDMENT 2

FOR	92	26.74%
AGAINST	252	73.26%

Canvass Results For SAN JUAN COUNTY - Legislative District 4

GENERAL ELECTION held on November 7, 2000

Precinct: **013** Registered Voters: **686**

BOND QUESTION A		
FOR	172	50.59%
AGAINST	168	49.41%
BOND QUESTION B		
FOR	167	48.83%
AGAINST	175	51.17%
BOND QUESTION C		
FOR	103	30.56%
AGAINST	234	69.44%

Canvass Results For SAN JUAN COUNTY - Legislative District 4

GENERAL ELECTION held on November 7, 2000

Precinct: **014** Registered Voters: **1003**

PRESIDENT AND VICE PRESIDENT OF THE UNITED STATES

RALPH NADER and WINONA LA DUKE <i>GREEN PARTY</i>	19	4.25%
AL GORE and JOE LIEBERMAN <i>DEMOCRATIC PARTY</i>	316	70.69%
GEORGE W. BUSH and DICK CHENEY <i>REPUBLICAN PARTY</i>	109	24.38%
HARRY BROWNE and ART OLIVIER <i>LIBERTARIAN PARTY</i>	1	0.22%
HOWARD PHILLIPS and J. CURTIS FRAZIER <i>CONSTITUTION PARTY</i>	0	0.00%
JOHN HAGELIN and NAT GOLDBABER <i>NATURAL LAW PARTY</i>	1	0.22%
PAT BUCHANAN and EZOLA FOSTER <i>REFORM PARTY</i>	1	0.22%

UNITED STATES SENATOR

JEFF BINGAMAN <i>DEMOCRATIC PARTY</i>	332	76.32%
BILL REDMOND <i>REPUBLICAN PARTY</i>	103	23.68%
ORLIN G. COLE (Write-In)	0	0.00%

UNITED STATES REPRESENTATIVE

DISTRICT 3

TOM UDALL <i>DEMOCRATIC PARTY</i>	372	85.32%
LISA L. LUTZ <i>REPUBLICAN PARTY</i>	64	14.68%

JUDGE OF THE COURT OF APPEALS

POSITION 1

MANUEL TIJERINA <i>DEMOCRATIC PARTY</i>	294	70.50%
JONATHAN B. SUTIN <i>REPUBLICAN PARTY</i>	123	29.50%

JUDGE OF THE COURT OF APPEALS

POSITION 2

CYNTHIA A. FRY <i>DEMOCRATIC PARTY</i>	291	68.96%
RODERICK T. KENNEDY <i>REPUBLICAN PARTY</i>	131	31.04%

JUDGE OF THE COURT OF APPEALS

POSITION 3

MARVIN H. GLADSTONE <i>GREEN PARTY</i>	42	9.88%
IRA ROBINSON <i>DEMOCRATIC PARTY</i>	289	68.00%
T. GLENN ELLINGTON <i>REPUBLICAN PARTY</i>	94	22.12%

JUDGE OF THE COURT OF APPEALS

POSITION 4

CELIA FOY CASTILLO <i>DEMOCRATIC PARTY</i>	311	73.87%
RITA NUNEZ NEUMANN <i>REPUBLICAN PARTY</i>	110	26.13%

STATE SENATOR

DISTRICT 3

JOHN PINTO <i>DEMOCRATIC PARTY</i>	350	79.19%
JIMMIE GARNENEZ, SR. <i>REPUBLICAN PARTY</i>	92	20.81%

STATE REPRESENTATIVE

DISTRICT 4

RAY BEGAYE <i>DEMOCRATIC PARTY</i>	371	85.68%
VERLIN A. HAMMONS <i>REPUBLICAN PARTY</i>	62	14.32%

DISTRICT ATTORNEY

11th JUDICIAL DISTRICT - DIVISION 1

JUNE P. STEIN <i>DEMOCRATIC PARTY</i>	312	73.07%
GREGORY M. TUCKER <i>REPUBLICAN PARTY</i>	115	26.93%

COUNTY CLERK

BERNADETTE R. HUSTON-ROLFS <i>DEMOCRATIC PARTY</i>	309	71.69%
FRAN J. HANHARDT <i>REPUBLICAN PARTY</i>	122	28.31%

COUNTY TREASURER

VICKIE I. ROBINSON <i>REPUBLICAN PARTY</i>	318	100.00%
---	-----	---------

Shall PATRICIO M. SERNA be retained as a Justice of the Supreme Court?

YES	238	71.47%
NO	95	28.53%

Shall JOSEPH ALARID be retained as a Judge of the Court of Appeals?

YES	221	67.17%
NO	108	32.83%

CONSTITUTIONAL AMENDMENT 1

FOR	267	67.77%
AGAINST	127	32.23%

CONSTITUTIONAL AMENDMENT 2

FOR	211	52.75%
AGAINST	189	47.25%

Canvass Results For SAN JUAN COUNTY - Legislative District 4

GENERAL ELECTION held on November 7, 2000

Precinct: 014

Registered Voters: 1003

BOND QUESTION A			
FOR	351	84.99%	
AGAINST	62	15.01%	

BOND QUESTION B			
FOR	355	85.96%	
AGAINST	58	14.04%	

BOND QUESTION C			
FOR	310	76.54%	
AGAINST	95	23.46%	



Canvass Results For SAN JUAN COUNTY - Legislative District 1

GENERAL ELECTION held on November 7, 2000

Precinct: Registered Voters:

PRESIDENT AND VICE PRESIDENT OF THE UNITED STATES

RALPH NADER and WINONA LA DUKE	5	4.27%
GREEN PARTY		
AL GORE and JOE LIEBERMAN	27	23.08%
DEMOCRATIC PARTY		
GEORGE W. BUSH and DICK CHENEY	84	71.79%
REPUBLICAN PARTY		
HARRY BROWNE and ART OLIVIER	1	0.85%
LIBERTARIAN PARTY		
HOWARD PHILLIPS and J. CURTIS FRAZIER	0	0.00%
CONSTITUTION PARTY		
JOHN HAGELIN and NAT GOLDBERGER	0	0.00%
NATURAL LAW PARTY		
PAT BUCHANAN and EZOLA FOSTER	0	0.00%
REFORM PARTY		

UNITED STATES SENATOR

JEFF BINGAMAN	52	44.83%
DEMOCRATIC PARTY		
BILL REDMOND	64	55.17%
REPUBLICAN PARTY		
ORLIN G. COLE (Write-In)	0	0.00%

UNITED STATES REPRESENTATIVE

DISTRICT 3

TOM UDALL	54	47.79%
DEMOCRATIC PARTY		
LISA L. LUTZ	59	52.21%
REPUBLICAN PARTY		

JUDGE OF THE COURT OF APPEALS

POSITION 1

MANUEL TIJERINA	32	28.07%
DEMOCRATIC PARTY		
JONATHAN B. SUTIN	82	71.93%
REPUBLICAN PARTY		

JUDGE OF THE COURT OF APPEALS

POSITION 2

CYNTHIA A. FRY	41	36.61%
DEMOCRATIC PARTY		
RODERICK T. KENNEDY	71	63.39%
REPUBLICAN PARTY		

JUDGE OF THE COURT OF APPEALS

POSITION 3

MARVIN H. GLADSTONE	13	11.71%
GREEN PARTY		
IRA ROBINSON	32	28.83%
DEMOCRATIC PARTY		
T. GLENN ELLINGTON	66	59.46%
REPUBLICAN PARTY		

JUDGE OF THE COURT OF APPEALS

POSITION 4

CELIA FOY CASTILLO	35	31.53%
DEMOCRATIC PARTY		
RITA NUNEZ NEUMANN	76	68.47%
REPUBLICAN PARTY		

STATE SENATOR

DISTRICT 1

WILLIAM E. SHARER	78	73.58%
REPUBLICAN PARTY		
RONALD E. BARRETT	28	26.42%
LIBERTARIAN PARTY		

STATE REPRESENTATIVE

DISTRICT 1

JERRY SANDEL	50	42.74%
DEMOCRATIC PARTY		
JAMES NICHOLAS TINNIN, JR.	67	57.26%
REPUBLICAN PARTY		

DISTRICT ATTORNEY

11th JUDICIAL DISTRICT - DIVISION 1

JUNE P. STEIN	45	39.13%
DEMOCRATIC PARTY		
GREGORY M. TUCKER	70	60.87%
REPUBLICAN PARTY		

COUNTY COMMISSIONER

DISTRICT 5

P. MARK DUNCAN	83	76.85%
REPUBLICAN PARTY		
GARY Z. WOOD	25	23.15%
LIBERTARIAN PARTY		

COUNTY CLERK

BERNADETTE R. HUSTON-ROLFS	30	27.27%
DEMOCRATIC PARTY		
FRAN J. HANHARDT	80	72.73%
REPUBLICAN PARTY		

COUNTY TREASURER

VICKIE I. ROBINSON	102	100.00%
REPUBLICAN PARTY		

Shall PATRICIO M. SERNA be retained as a Justice of the Supreme Court?

YES	55	62.50%
NO	33	37.50%

Shall JOSEPH ALARID be retained as a Judge of the Court of Appeals?

YES	55	63.22%
NO	32	36.78%

Canvass Results For SAN JUAN COUNTY - Legislative District 1

GENERAL ELECTION held on November 7, 2000

Precinct: 015

Registered Voters: 305

CONSTITUTIONAL AMENDMENT 1

FOR	54	50.47%
AGAINST	53	49.53%

CONSTITUTIONAL AMENDMENT 2

FOR	38	35.51%
AGAINST	69	64.49%

BOND QUESTION A

FOR	67	61.47%
AGAINST	42	38.53%

BOND QUESTION B

FOR	64	59.81%
AGAINST	43	40.19%

BOND QUESTION C

FOR	47	44.76%
AGAINST	58	55.24%

Canvass Results For SAN JUAN COUNTY - Legislative District 9

GENERAL ELECTION held on November 7, 2000

Precinct: **016** Registered Voters: **167**

PRESIDENT AND VICE PRESIDENT OF THE UNITED STATES

RALPH NADER and WINONA LA DUKE	3	5.83%
GREEN PARTY		
AL GORE and JOE LIEBERMAN	59	57.28%
DEMOCRATIC PARTY		
GEORGE W. BUSH and DICK CHENEY	38	36.89%
REPUBLICAN PARTY		
HARRY BROWNE and ART OLIVIER	0	0.00%
LIBERTARIAN PARTY		
HOWARD PHILLIPS and J. CURTIS FRAZIER	0	0.00%
CONSTITUTION PARTY		
JOHN HAGELIN and NAT GOLDBABER	0	0.00%
NATURAL LAW PARTY		
PAT BUCHANAN and EZOLA FOSTER	0	0.00%
REFORM PARTY		

UNITED STATES SENATOR

JEFF BINGAMAN	73	73.00%
DEMOCRATIC PARTY		
BILL REDMOND	27	27.00%
REPUBLICAN PARTY		
ORLIN G. COLE (Write-In)	0	0.00%

UNITED STATES REPRESENTATIVE

DISTRICT 3

TOM UDALL	78	78.79%
DEMOCRATIC PARTY		
LISA L. LUTZ	21	21.21%
REPUBLICAN PARTY		

JUDGE OF THE COURT OF APPEALS

POSITION 1

MANUEL TIJERINA	55	56.70%
DEMOCRATIC PARTY		
JONATHAN B. SUTIN	42	43.30%
REPUBLICAN PARTY		

JUDGE OF THE COURT OF APPEALS

POSITION 2

CYNTHIA A. FRY	64	66.67%
DEMOCRATIC PARTY		
RODERICK T. KENNEDY	32	33.33%
REPUBLICAN PARTY		

JUDGE OF THE COURT OF APPEALS

POSITION 3

MARVIN H. GLADSTONE	9	9.38%
GREEN PARTY		
IRA ROBINSON	61	63.54%
DEMOCRATIC PARTY		
T. GLENN ELLINGTON	26	27.08%
REPUBLICAN PARTY		

JUDGE OF THE COURT OF APPEALS

POSITION 4

CELIA FOY CASTILLO	64	65.31%
DEMOCRATIC PARTY		
RITA NUNEZ NEUMANN	34	34.69%
REPUBLICAN PARTY		

STATE SENATOR

DISTRICT 3

JOHN PINTO	73	71.57%
DEMOCRATIC PARTY		
JIMMIE GARNENEZ, SR.	29	28.43%
REPUBLICAN PARTY		

STATE REPRESENTATIVE

DISTRICT 9

LEO C. WATCHMAN, JR.	81	100.00%
DEMOCRATIC PARTY		

DISTRICT ATTORNEY

11th JUDICIAL DISTRICT - DIVISION 1

JUNE P. STEIN	68	68.04%
DEMOCRATIC PARTY		
GREGORY M. TUCKER	31	31.96%
REPUBLICAN PARTY		

MAGISTRATE JUDGE

DIVISION 4

LONNIE L. VALENCIA	64	94.12%
REPUBLICAN PARTY		
WILMA R. CHARLEY (Write-In)	0	0.00%
VICTORIA R. YAZZIE (Write-In)	4	5.88%

COUNTY CLERK

BERNADETTE R. HUSTON-ROLFS	59	57.84%
DEMOCRATIC PARTY		
FRAN J. HANHARDT	43	42.16%
REPUBLICAN PARTY		

COUNTY TREASURER

VICKIE I. ROBINSON	64	100.00%
REPUBLICAN PARTY		

Shall PATRICIO M. SERNA be retained as a Justice of the Supreme Court?

YES	56	77.78%
NO	16	22.22%

Shall JOSEPH ALARID be retained as a Judge of the Court of Appeals?

YES	58	80.56%
NO	14	19.44%

CONSTITUTIONAL AMENDMENT 1

FOR	52	61.18%
AGAINST	33	38.82%

Canvass Results For SAN JUAN COUNTY - Legislative District 9

GENERAL ELECTION held on November 7, 2000

Precinct: 016

Registered Voters: 167

CONSTITUTIONAL AMENDMENT 2

FOR	53	61.63%
AGAINST	33	38.37%

BOND QUESTION A

FOR	83	90.22%
AGAINST	9	9.78%

BOND QUESTION B

FOR	84	91.30%
AGAINST	8	8.70%

BOND QUESTION C

FOR	74	86.05%
AGAINST	12	13.95%

Canvass Results For SAN JUAN COUNTY - Legislative District 4

GENERAL ELECTION held on November 7, 2000

Precinct: **017** Registered Voters: **701**

PRESIDENT AND VICE PRESIDENT OF THE UNITED STATES

RALPH NADER and WINONA LA DUKE <i>GREEN PARTY</i>	15	3.80%
AL GORE and JOE LIEBERMAN <i>DEMOCRATIC PARTY</i>	257	65.06%
GEORGE W. BUSH and DICK CHENEY <i>REPUBLICAN PARTY</i>	122	30.89%
HARRY BROWNE and ART OLIVIER <i>LIBERTARIAN PARTY</i>	0	0.00%
HOWARD PHILLIPS and J. CURTIS FRAZIER <i>CONSTITUTION PARTY</i>	0	0.00%
JOHN HAGELIN and NAT GOLDBABER <i>NATURAL LAW PARTY</i>	0	0.00%
PAT BUCHANAN and EZOLA FOSTER <i>REFORM PARTY</i>	1	0.25%

UNITED STATES SENATOR

JEFF BINGAMAN <i>DEMOCRATIC PARTY</i>	299	76.47%
BILL REDMOND <i>REPUBLICAN PARTY</i>	92	23.53%
ORLIN G. COLE (Write-In)	0	0.00%

UNITED STATES REPRESENTATIVE

DISTRICT 3

TOM UDALL <i>DEMOCRATIC PARTY</i>	321	82.95%
LISA L. LUTZ <i>REPUBLICAN PARTY</i>	66	17.05%

JUDGE OF THE COURT OF APPEALS

POSITION 1

MANUEL TIJERINA <i>DEMOCRATIC PARTY</i>	266	69.82%
JONATHAN B. SUTIN <i>REPUBLICAN PARTY</i>	115	30.18%

JUDGE OF THE COURT OF APPEALS

POSITION 2

CYNTHIA A. FRY <i>DEMOCRATIC PARTY</i>	274	71.73%
RODERICK T. KENNEDY <i>REPUBLICAN PARTY</i>	108	28.27%

JUDGE OF THE COURT OF APPEALS

POSITION 3

MARVIN H. GLADSTONE <i>GREEN PARTY</i>	47	12.18%
IRA ROBINSON <i>DEMOCRATIC PARTY</i>	261	67.62%
T. GLENN ELLINGTON <i>REPUBLICAN PARTY</i>	78	20.21%

JUDGE OF THE COURT OF APPEALS

POSITION 4

CELIA FOY CASTILLO <i>DEMOCRATIC PARTY</i>	271	72.46%
RITA NUNEZ NEUMANN <i>REPUBLICAN PARTY</i>	103	27.54%

STATE SENATOR

DISTRICT 3

JOHN PINTO <i>DEMOCRATIC PARTY</i>	322	80.30%
JIMMIE GARNENEZ, SR. <i>REPUBLICAN PARTY</i>	79	19.70%

STATE REPRESENTATIVE

DISTRICT 4

RAY BEGAYE <i>DEMOCRATIC PARTY</i>	336	86.15%
VERLIN A. HAMMONS <i>REPUBLICAN PARTY</i>	54	13.85%

DISTRICT ATTORNEY

11th JUDICIAL DISTRICT - DIVISION 1

JUNE P. STEIN <i>DEMOCRATIC PARTY</i>	269	69.69%
GREGORY M. TUCKER <i>REPUBLICAN PARTY</i>	117	30.31%

COUNTY CLERK

BERNADETTE R. HUSTON-ROLFS <i>DEMOCRATIC PARTY</i>	264	68.39%
FRAN J. HANHARDT <i>REPUBLICAN PARTY</i>	122	31.61%

COUNTY TREASURER

VICKIE I. ROBINSON <i>REPUBLICAN PARTY</i>	235	100.00%
---	-----	---------

Shall PATRICIO M. SERNA be retained as a Justice of the Supreme Court?

YES	182	75.52%
NO	59	24.48%

Shall JOSEPH ALARID be retained as a Judge of the Court of Appeals?

YES	178	71.77%
NO	70	28.23%

CONSTITUTIONAL AMENDMENT 1

FOR	198	64.71%
AGAINST	108	35.29%

CONSTITUTIONAL AMENDMENT 2

FOR	218	70.55%
AGAINST	91	29.45%

Canvass Results For SAN JUAN COUNTY - Legislative District 4

GENERAL ELECTION held on November 7, 2000

Precinct: 017

Registered Voters: 701

BOND QUESTION A

FOR	285	87.16%
AGAINST	42	12.84%

BOND QUESTION B

FOR	290	88.69%
AGAINST	37	11.31%

BOND QUESTION C

FOR	257	79.81%
AGAINST	65	20.19%

Canvass Results For SAN JUAN COUNTY - Legislative District 4

GENERAL ELECTION held on November 7, 2000

Precinct: **018** Registered Voters: **1396**

PRESIDENT AND VICE PRESIDENT OF THE UNITED STATES

RALPH NADER and WINONA LA DUKE <i>GREEN PARTY</i>	12	2.08%
AL GORE and JOE LIEBERMAN <i>DEMOCRATIC PARTY</i>	253	43.77%
GEORGE W. BUSH and DICK CHENEY <i>REPUBLICAN PARTY</i>	309	53.46%
HARRY BROWNE and ART OLIVIER <i>LIBERTARIAN PARTY</i>	0	0.00%
HOWARD PHILLIPS and J. CURTIS FRAZIER <i>CONSTITUTION PARTY</i>	0	0.00%
JOHN HAGELIN and NAT GOLDHABER <i>NATURAL LAW PARTY</i>	5	0.35%
PAT BUCHANAN and EZOLA FOSTER <i>REFORM PARTY</i>	5	0.35%

UNITED STATES SENATOR

JEFF BINGAMAN <i>DEMOCRATIC PARTY</i>	325	56.92%
BILL REDMOND <i>REPUBLICAN PARTY</i>	246	43.08%
ORLIN G. COLE (Write-In)	5	0.00%

UNITED STATES REPRESENTATIVE

DISTRICT 3

TOM UDALL <i>DEMOCRATIC PARTY</i>	357	62.74%
LISA L. LUTZ <i>REPUBLICAN PARTY</i>	212	37.26%

JUDGE OF THE COURT OF APPEALS

POSITION 1

MANUEL TIJERINA <i>DEMOCRATIC PARTY</i>	245	44.71%
JONATHAN B. SUTIN <i>REPUBLICAN PARTY</i>	303	55.29%

JUDGE OF THE COURT OF APPEALS

POSITION 2

CYNTHIA A. FRY <i>DEMOCRATIC PARTY</i>	286	51.62%
RODERICK T. KENNEDY <i>REPUBLICAN PARTY</i>	268	48.38%

JUDGE OF THE COURT OF APPEALS

POSITION 3

MARVIN H. GLADSTONE <i>GREEN PARTY</i>	46	8.33%
IRA ROBINSON <i>DEMOCRATIC PARTY</i>	250	45.29%
T. GLENN ELLINGTON <i>REPUBLICAN PARTY</i>	256	46.38%

JUDGE OF THE COURT OF APPEALS

POSITION 4

CELIA FOY CASTILLO <i>DEMOCRATIC PARTY</i>	280	51.09%
RITA NUNEZ NEUMANN <i>REPUBLICAN PARTY</i>	268	48.91%

STATE SENATOR

DISTRICT 2

DARLA WHITNEY-WELLES <i>DEMOCRATIC PARTY</i>	268	47.43%
ALLEN V. HURT <i>REPUBLICAN PARTY</i>	297	52.57%

STATE REPRESENTATIVE

DISTRICT 4

RAY BEGAYE <i>DEMOCRATIC PARTY</i>	333	59.04%
VERLIN A. HAMMONS <i>REPUBLICAN PARTY</i>	231	40.96%

DISTRICT ATTORNEY

11th JUDICIAL DISTRICT - DIVISION 1

JUNE P. STEIN <i>DEMOCRATIC PARTY</i>	287	50.98%
GREGORY M. TUCKER <i>REPUBLICAN PARTY</i>	276	49.02%

COUNTY CLERK

BERNADETTE R. HUSTON-ROLFS <i>DEMOCRATIC PARTY</i>	219	39.53%
FRAN J. HANHARDT <i>REPUBLICAN PARTY</i>	335	60.47%

COUNTY TREASURER

VICKIE I. ROBINSON <i>REPUBLICAN PARTY</i>	480	100.00%
---	-----	---------

Shall PATRICIO M. SERNA be retained as a Justice of the Supreme Court?

YES	342	72.77%
NO	128	27.23%

Shall JOSEPH ALARID be retained as a Judge of the Court of Appeals?

YES	316	68.10%
NO	148	31.90%

CONSTITUTIONAL AMENDMENT 1

FOR	294	55.89%
AGAINST	232	44.11%

CONSTITUTIONAL AMENDMENT 2

FOR	189	35.00%
AGAINST	351	65.00%

Canvass Results For SAN JUAN COUNTY - Legislative District 4

GENERAL ELECTION held on November 7, 2000

Precinct: **018**

Registered Voters: **1396**

BOND QUESTION A

FOR	355	66.85%
AGAINST	176	33.15%

BOND QUESTION B

FOR	340	63.55%
AGAINST	195	36.45%

BOND QUESTION C

FOR	239	45.01%
AGAINST	292	54.99%

Canvass Results For SAN JUAN COUNTY - Legislative District 4

GENERAL ELECTION held on November 7, 2000

Precinct: **019** Registered Voters: **881**

PRESIDENT AND VICE PRESIDENT OF THE UNITED STATES

RALPH NADER and WINONA LA DUKE <i>GREEN PARTY</i>	15	3.25%
AL GORE and JOE LIEBERMAN <i>DEMOCRATIC PARTY</i>	282	61.04%
GEORGE W. BUSH and DICK CHENEY <i>REPUBLICAN PARTY</i>	161	34.85%
HARRY BROWNE and ART OLIVIER <i>LIBERTARIAN PARTY</i>	1	0.00%
HOWARD PHILLIPS and J. CURTIS FRAZIER <i>CONSTITUTION PARTY</i>	1	0.00%
JOHN HAGELIN and NAT GOLDHABER <i>NATURAL LAW PARTY</i>	1	0.43%
PAT BUCHANAN and EZOLA FOSTER <i>REFORM PARTY</i>	1	0.43%

UNITED STATES SENATOR

JEFF BINGAMAN <i>DEMOCRATIC PARTY</i>	337	74.72%
BILL REDMOND <i>REPUBLICAN PARTY</i>	114	25.28%
ORLIN G. COLE (Write-In)	1	0.00%

UNITED STATES REPRESENTATIVE

DISTRICT 3

TOM UDALL <i>DEMOCRATIC PARTY</i>	364	80.00%
LISA L. LUTZ <i>REPUBLICAN PARTY</i>	91	20.00%

JUDGE OF THE COURT OF APPEALS

POSITION 1

MANUEL TIJERINA <i>DEMOCRATIC PARTY</i>	58	65.45%
JONATHAN B. SUTIN <i>REPUBLICAN PARTY</i>	152	34.55%

JUDGE OF THE COURT OF APPEALS

POSITION 2

CYNTHIA A. FRY <i>DEMOCRATIC PARTY</i>	299	67.95%
RODERICK T. KENNEDY <i>REPUBLICAN PARTY</i>	141	32.05%

JUDGE OF THE COURT OF APPEALS

POSITION 3

MARVIN H. GLADSTONE <i>GREEN PARTY</i>	52	11.63%
IRA ROBINSON <i>DEMOCRATIC PARTY</i>	290	64.88%
T. GLENN ELLINGTON <i>REPUBLICAN PARTY</i>	105	23.49%

JUDGE OF THE COURT OF APPEALS

POSITION 4

CELIA FOY CASTILLO <i>DEMOCRATIC PARTY</i>	310	71.59%
RITA NUNEZ NEUMANN <i>REPUBLICAN PARTY</i>	123	28.41%

STATE SENATOR

DISTRICT 3

JOHN PINTO <i>DEMOCRATIC PARTY</i>	339	75.00%
JIMMIE GARNENEZ, SR. <i>REPUBLICAN PARTY</i>	113	25.00%

STATE REPRESENTATIVE

DISTRICT 4

RAY BEGAYE <i>DEMOCRATIC PARTY</i>	389	85.31%
VERLIN A. HAMMONS <i>REPUBLICAN PARTY</i>	67	14.69%

DISTRICT ATTORNEY

11th JUDICIAL DISTRICT - DIVISION 1

JUNE P. STEIN <i>DEMOCRATIC PARTY</i>	280	64.37%
GREGORY M. TUCKER <i>REPUBLICAN PARTY</i>	155	35.63%

MAGISTRATE JUDGE

DIVISION 4

LONNIE L. VALENCIA <i>REPUBLICAN PARTY</i>	341	100.00%
WILMA R. CHARLEY (Write-In)	0	0.00%
VICTORIA R. YAZZIE (Write-In)	0	0.00%

COUNTY CLERK

BERNADETTE R. HUSTON-ROLFS <i>DEMOCRATIC PARTY</i>	288	66.21%
FRAN J. HANHARDT <i>REPUBLICAN PARTY</i>	147	33.79%

COUNTY TREASURER

VICKIE I. ROBINSON <i>REPUBLICAN PARTY</i>	349	100.00%
---	-----	---------

Shall PATRICIO M. SERNA be retained as a Justice of the Supreme Court?

YES	264	73.74%
NO	94	26.26%

Shall JOSEPH ALARID be retained as a Judge of the Court of Appeals?

YES	248	67.76%
NO	118	32.24%

Canvass Results For SAN JUAN COUNTY - Legislative District 4

GENERAL ELECTION held on November 7, 2000

Precinct: 019

Registered Voters: 881

CONSTITUTIONAL AMENDMENT 1

FOR	256	65.81%
AGAINST	133	34.19%

CONSTITUTIONAL AMENDMENT 2

FOR	269	68.27%
AGAINST	125	31.73%

BOND QUESTION A

FOR	354	84.89%
AGAINST	63	15.11%

BOND QUESTION B

FOR	339	81.49%
AGAINST	77	18.51%

BOND QUESTION C

FOR	289	71.89%
AGAINST	113	28.11%

Canvass Results For SAN JUAN COUNTY - Legislative District 1

GENERAL ELECTION held on November 7, 2000

Precinct: 020 Registered Voters: 1316

PRESIDENT AND VICE PRESIDENT OF THE UNITED STATES

RALPH NADER and WINONA LA DUKE <i>GREEN PARTY</i>	15	3.02%
AL GORE and JOE LIEBERMAN <i>DEMOCRATIC PARTY</i>	101	20.32%
GEORGE W. BUSH and DICK CHENEY <i>REPUBLICAN PARTY</i>	374	75.25%
HARRY BROWNE and ART OLIVIER <i>LIBERTARIAN PARTY</i>	7	0.60%
HOWARD PHILLIPS and J. CURTIS FRAZIER <i>CONSTITUTION PARTY</i>	5	0.40%
JOHN HAGELIN and NAT GOLDBABER <i>NATURAL LAW PARTY</i>	0	0.00%
PAT BUCHANAN and EZOLA FOSTER <i>REFORM PARTY</i>	2	0.40%

UNITED STATES SENATOR

JEFF BINGAMAN <i>DEMOCRATIC PARTY</i>	59	38.13%
BILL REDMOND <i>REPUBLICAN PARTY</i>	305	61.87%
ORLIN G. COLE (Write-In)	0	0.00%

UNITED STATES REPRESENTATIVE

DISTRICT 3

TOM UDALL <i>DEMOCRATIC PARTY</i>	202	41.56%
LISA L. LUTZ <i>REPUBLICAN PARTY</i>	284	58.44%

JUDGE OF THE COURT OF APPEALS

POSITION 1

MANUEL TIJERINA <i>DEMOCRATIC PARTY</i>	102	21.94%
JONATHAN B. SUTIN <i>REPUBLICAN PARTY</i>	363	78.06%

JUDGE OF THE COURT OF APPEALS

POSITION 2

CYNTHIA A. FRY <i>DEMOCRATIC PARTY</i>	129	27.74%
RODERICK T. KENNEDY <i>REPUBLICAN PARTY</i>	336	72.26%

JUDGE OF THE COURT OF APPEALS

POSITION 3

MARVIN H. GLADSTONE <i>GREEN PARTY</i>	35	7.59%
IRA ROBINSON <i>DEMOCRATIC PARTY</i>	101	21.91%
T. GLENN ELLINGTON <i>REPUBLICAN PARTY</i>	325	70.50%

JUDGE OF THE COURT OF APPEALS

POSITION 4

CELIA FOY CASTILLO <i>DEMOCRATIC PARTY</i>	117	25.43%
RITA NUNEZ NEUMANN <i>REPUBLICAN PARTY</i>	343	74.57%

STATE SENATOR

DISTRICT 1

WILLIAM E. SHARER <i>REPUBLICAN PARTY</i>	382	84.14%
RONALD E. BARRETT <i>LIBERTARIAN PARTY</i>	72	15.86%

STATE REPRESENTATIVE

DISTRICT 1

JERRY SANDEL <i>DEMOCRATIC PARTY</i>	206	41.87%
JAMES NICHOLAS TINNIN, JR. <i>REPUBLICAN PARTY</i>	286	58.13%

DISTRICT ATTORNEY

11th JUDICIAL DISTRICT - DIVISION 1

JUNE P. STEIN <i>DEMOCRATIC PARTY</i>	171	35.55%
GREGORY M. TUCKER <i>REPUBLICAN PARTY</i>	310	64.45%

COUNTY COMMISSIONER

DISTRICT 4

JACK L. FORTNER <i>REPUBLICAN PARTY</i>	378	82.00%
ROBERT W. ZIESMER <i>LIBERTARIAN PARTY</i>	83	18.00%

COUNTY CLERK

BERNADETTE R. HUSTON-ROLFS <i>DEMOCRATIC PARTY</i>	81	17.23%
FRAN J. HANHARDT <i>REPUBLICAN PARTY</i>	389	82.77%

COUNTY TREASURER

VICKIE I. ROBINSON <i>REPUBLICAN PARTY</i>	435	100.00%
---	-----	---------

Shall PATRICIO M. SERNA be retained as a Justice of the Supreme Court?

YES	250	68.31%
NO	116	31.69%

Shall JOSEPH ALARID be retained as a Judge of the Court of Appeals?

YES	253	68.56%
NO	116	31.44%

Canvass Results For SAN JUAN COUNTY - Legislative District 1

GENERAL ELECTION held on November 7, 2000

Precinct: 020

Registered Voters: 1316

CONSTITUTIONAL AMENDMENT 1

FOR	221	52.49%
AGAINST	200	47.51%

CONSTITUTIONAL AMENDMENT 2

FOR	125	27.72%
AGAINST	326	72.28%

BOND QUESTION A

FOR	256	58.05%
AGAINST	185	41.95%

BOND QUESTION B

FOR	261	59.59%
AGAINST	177	40.41%

BOND QUESTION C

FOR	165	38.46%
AGAINST	264	61.54%

NOV 30 2000

NOV 30 2000

Canvass Results For SAN JUAN COUNTY - Legislative District 1

GENERAL ELECTION held on November 7, 2000

Precinct: 021

Registered Voters: 297

PRESIDENT AND VICE PRESIDENT OF THE UNITED STATES

RALPH NADER and WINONA LA DUKE	4	4.92%
GREEN PARTY		
AL GORE and JOE LIEBERMAN	119	39.34%
DEMOCRATIC PARTY		
GEORGE W. BUSH and DICK CHENEY	66	54.10%
REPUBLICAN PARTY		
HARRY BROWNE and ART OLIVIER	0	0.00%
LIBERTARIAN PARTY		
HOWARD PHILLIPS and J. CURTIS FRAZIER	0	0.00%
CONSTITUTION PARTY		
JOHN HAGELIN and NAT GOLDHABER	0	0.00%
NATURAL LAW PARTY		
PAT BUCHANAN and EZOLA FOSTER	24	1.64%
REFORM PARTY		

UNITED STATES SENATOR

JEFF BINGAMAN	56	46.67%
DEMOCRATIC PARTY		
BILL REDMOND	64	53.33%
REPUBLICAN PARTY		
ORLIN G. COLE (Write-In)	0	0.00%

UNITED STATES REPRESENTATIVE

DISTRICT 3

TOM UDALL	64	52.89%
DEMOCRATIC PARTY		
LISA L. LUTZ	57	47.11%
REPUBLICAN PARTY		

JUDGE OF THE COURT OF APPEALS

POSITION 1

MANUEL TIJERINA	41	35.34%
DEMOCRATIC PARTY		
JONATHAN B. SUTIN	75	64.66%
REPUBLICAN PARTY		

JUDGE OF THE COURT OF APPEALS

POSITION 2

CYNTHIA A. FRY	46	40.35%
DEMOCRATIC PARTY		
RODERICK T. KENNEDY	68	59.65%
REPUBLICAN PARTY		

JUDGE OF THE COURT OF APPEALS

POSITION 3

MARVIN H. GLADSTONE	10	8.93%
GREEN PARTY		
IRA ROBINSON	38	33.93%
DEMOCRATIC PARTY		
T. GLENN ELLINGTON	64	57.14%
REPUBLICAN PARTY		

JUDGE OF THE COURT OF APPEALS

POSITION 4

CELIA FOY CASTILLO	41	37.27%
DEMOCRATIC PARTY		
RITA NUNEZ NEUMANN	69	62.73%
REPUBLICAN PARTY		

STATE SENATOR

DISTRICT 1

WILLIAM E. SHARER	80	76.92%
REPUBLICAN PARTY		
RONALD E. BARRETT	24	23.08%
LIBERTARIAN PARTY		

STATE REPRESENTATIVE

DISTRICT 1

JERRY SANDEL	45	37.19%
DEMOCRATIC PARTY		
JAMES NICHOLAS TINNIN, JR.	76	62.81%
REPUBLICAN PARTY		

DISTRICT ATTORNEY

11th JUDICIAL DISTRICT - DIVISION 1

JUNE P. STEIN	44	37.29%
DEMOCRATIC PARTY		
GREGORY M. TUCKER	74	62.71%
REPUBLICAN PARTY		

COUNTY COMMISSIONER

DISTRICT 5

P. MARK DUNCAN	80	73.39%
REPUBLICAN PARTY		
GARY Z. WOOD	29	26.61%
LIBERTARIAN PARTY		

COUNTY CLERK

BERNADETTE R. HUSTON-ROLFS	35	30.17%
DEMOCRATIC PARTY		
FRAN J. HANHARDT	81	69.83%
REPUBLICAN PARTY		

COUNTY TREASURER

VICKIE I. ROBINSON	103	100.00%
REPUBLICAN PARTY		

Shall PATRICIO M. SERNA be retained as a Justice of the Supreme Court?

YES	58	65.91%
NO	30	34.09%

Shall JOSEPH ALARID be retained as a Judge of the Court of Appeals?

YES	66	73.33%
NO	24	26.67%

Canvass Results For SAN JUAN COUNTY - Legislative District 1

GENERAL ELECTION held on November 7, 2000

Precinct: Registered Voters:

CONSTITUTIONAL AMENDMENT 1		
FOR	56	56.00%
AGAINST	44	44.00%

CONSTITUTIONAL AMENDMENT 2		
FOR	32	30.19%
AGAINST	74	69.81%

BOND QUESTION A		
FOR	69	65.71%
AGAINST	36	34.29%

BOND QUESTION B		
FOR	71	65.74%
AGAINST	37	34.26%

BOND QUESTION C		
FOR	52	50.00%
AGAINST	52	50.00%

Canvass Results For SAN JUAN COUNTY - Legislative District 2

GENERAL ELECTION held on November 7, 2000

Precinct: 022

Registered Voters: 345

PRESIDENT AND VICE PRESIDENT OF THE UNITED STATES

RALPH NADER and WINONA LA DUKE	4	4.65%
GREEN PARTY		
AL GORE and JOE LIEBERMAN	47	36.43%
DEMOCRATIC PARTY		
GEORGE W. BUSH and DICK CHENEY	74	57.36%
REPUBLICAN PARTY		
HARRY BROWNE and ART OLIVIER	1	0.78%
LIBERTARIAN PARTY		
HOWARD PHILLIPS and J. CURTIS FRAZIER	0	0.00%
CONSTITUTION PARTY		
JOHN HAGELIN and NAT GOLDBABER	0	0.00%
NATURAL LAW PARTY		
PAT BUCHANAN and EZOLA FOSTER	1	0.78%
REFORM PARTY		

UNITED STATES SENATOR

JEFF BINGAMAN	64	50.39%
DEMOCRATIC PARTY		
BILL REDMOND	63	49.61%
REPUBLICAN PARTY		
ORLIN G. COLE (Write-In)	0	0.00%

UNITED STATES REPRESENTATIVE

DISTRICT 3

TOM UDALL	67	52.76%
DEMOCRATIC PARTY		
LISA L. LUTZ	60	47.24%
REPUBLICAN PARTY		

JUDGE OF THE COURT OF APPEALS

POSITION 1

MANUEL TIJERINA	40	33.33%
DEMOCRATIC PARTY		
JONATHAN B. SUTIN	80	66.67%
REPUBLICAN PARTY		

JUDGE OF THE COURT OF APPEALS

POSITION 2

CYNTHIA A. FRY	57	47.11%
DEMOCRATIC PARTY		
RODERICK T. KENNEDY	64	52.89%
REPUBLICAN PARTY		

JUDGE OF THE COURT OF APPEALS

POSITION 3

MARVIN H. GLADSTONE	14	11.48%
GREEN PARTY		
IRA ROBINSON	42	34.43%
DEMOCRATIC PARTY		
T. GLENN ELLINGTON	66	54.10%
REPUBLICAN PARTY		

JUDGE OF THE COURT OF APPEALS

POSITION 4

CELIA FOY CASTILLO	49	41.88%
DEMOCRATIC PARTY		
RITA NUNEZ NEUMANN	68	58.12%
REPUBLICAN PARTY		

STATE SENATOR

DISTRICT 1

WILLIAM E. SHARER	81	78.64%
REPUBLICAN PARTY		
RONALD E. BARRETT	22	21.36%
LIBERTARIAN PARTY		

STATE REPRESENTATIVE

DISTRICT 2

THOMAS C. TAYLOR	100	98.04%
REPUBLICAN PARTY		
DESTRI C. GLEIM (Write-In)	2	1.96%

DISTRICT ATTORNEY

11th JUDICIAL DISTRICT - DIVISION 1

JUNE P. STEIN	61	48.80%
DEMOCRATIC PARTY		
GREGORY M. TUCKER	64	51.20%
REPUBLICAN PARTY		

COUNTY COMMISSIONER

DISTRICT 5

P. MARK DUNCAN	78	70.91%
REPUBLICAN PARTY		
GARY Z. WOOD	32	29.09%
LIBERTARIAN PARTY		

COUNTY CLERK

BERNADETTE R. HUSTON-ROLFS	36	29.51%
DEMOCRATIC PARTY		
FRAN J. HANHARDT	89	70.49%
REPUBLICAN PARTY		

COUNTY TREASURER

VICKIE I. ROBINSON	106	100.00%
REPUBLICAN PARTY		

Shall PATRICIO M. SERNA be retained as a Justice of the Supreme Court?

YES	77	79.38%
NO	20	20.62%

Shall JOSEPH ALARID be retained as a Judge of the Court of Appeals?

YES	72	76.60%
NO	22	23.40%

Canvass Results For SAN JUAN COUNTY - Legislative District 2

GENERAL ELECTION held on November 7, 2000

Precinct: **022**

Registered Voters: **345**

CONSTITUTIONAL AMENDMENT 1

FOR	53	46.09%
AGAINST	62	53.91%

CONSTITUTIONAL AMENDMENT 2

FOR	48	40.34%
AGAINST	71	59.66%

BOND QUESTION A

FOR	65	54.62%
AGAINST	54	45.38%

BOND QUESTION B

FOR	70	58.82%
AGAINST	49	41.18%

BOND QUESTION C

FOR	48	42.11%
AGAINST	66	57.89%

Canvass Results For SAN JUAN COUNTY - Legislative District 2

GENERAL ELECTION held on November 7, 2000

Precinct: **023** Registered Voters: **396**

PRESIDENT AND VICE PRESIDENT OF THE UNITED STATES

RALPH NADER and WINONA LA DUKE <i>GREEN PARTY</i>	9	5.49%
AL GORE and JOE LIEBERMAN <i>DEMOCRATIC PARTY</i>	61	37.20%
GEORGE W. BUSH and DICK CHENEY <i>REPUBLICAN PARTY</i>	93	56.71%
HARRY BROWNE and ART OLIVIER <i>LIBERTARIAN PARTY</i>	0	0.00%
HOWARD PHILLIPS and J. CURTIS FRAZIER <i>CONSTITUTION PARTY</i>	1	0.61%
JOHN HAGELIN and NAT GOLDBABER <i>NATURAL LAW PARTY</i>	0	0.00%
PAT BUCHANAN and EZOLA FOSTER <i>REFORM PARTY</i>	0	0.00%

UNITED STATES SENATOR

JEFF BINGAMAN <i>DEMOCRATIC PARTY</i>	88	54.66%
BILL REDMOND <i>REPUBLICAN PARTY</i>	73	45.34%
ORLIN G. COLE (Write-In)	1	0.00%

UNITED STATES REPRESENTATIVE

DISTRICT 3

TOM UDALL <i>DEMOCRATIC PARTY</i>	88	55.00%
LISA L. LUTZ <i>REPUBLICAN PARTY</i>	72	45.00%

JUDGE OF THE COURT OF APPEALS

POSITION 1

MANUEL TIJERINA <i>DEMOCRATIC PARTY</i>	60	40.00%
JONATHAN B. SUTIN <i>REPUBLICAN PARTY</i>	90	60.00%

JUDGE OF THE COURT OF APPEALS

POSITION 2

CYNTHIA A. FRY <i>DEMOCRATIC PARTY</i>	69	46.31%
RODERICK T. KENNEDY <i>REPUBLICAN PARTY</i>	80	53.69%

JUDGE OF THE COURT OF APPEALS

POSITION 3

MARVIN H. GLADSTONE <i>GREEN PARTY</i>	22	14.67%
IRA ROBINSON <i>DEMOCRATIC PARTY</i>	53	35.33%
T. GLENN ELLINGTON <i>REPUBLICAN PARTY</i>	75	50.00%

JUDGE OF THE COURT OF APPEALS

POSITION 4

CELIA FOY CASTILLO <i>DEMOCRATIC PARTY</i>	61	40.94%
RITA NUNEZ NEUMANN <i>REPUBLICAN PARTY</i>	88	59.06%

STATE SENATOR

DISTRICT 1

WILLIAM E. SHARER <i>REPUBLICAN PARTY</i>	102	72.86%
RONALD E. BARRETT <i>LIBERTARIAN PARTY</i>	38	27.14%

STATE REPRESENTATIVE

DISTRICT 2

THOMAS C. TAYLOR <i>REPUBLICAN PARTY</i>	125	99.21%
DESTRI C. GLEIM (Write-In)	1	0.79%

DISTRICT ATTORNEY

11th JUDICIAL DISTRICT - DIVISION 1

JUNE P. STEIN <i>DEMOCRATIC PARTY</i>	75	47.77%
GREGORY M. TUCKER <i>REPUBLICAN PARTY</i>	82	52.23%

COUNTY COMMISSIONER

DISTRICT 5

P. MARK DUNCAN <i>REPUBLICAN PARTY</i>	102	72.34%
GARY Z. WOOD <i>LIBERTARIAN PARTY</i>	39	27.66%

COUNTY CLERK

BERNADETTE R. HUSTON-ROLFS <i>DEMOCRATIC PARTY</i>	56	36.13%
FRAN J. HANHARDT <i>REPUBLICAN PARTY</i>	99	63.87%

COUNTY TREASURER

VICKIE I. ROBINSON <i>REPUBLICAN PARTY</i>	124	100.00%
---	-----	---------

Shall PATRICIO M. SERNA be retained as a Justice of the Supreme Court?

YES	81	66.94%
NO	40	33.06%

Shall JOSEPH ALARID be retained as a Judge of the Court of Appeals?

YES	80	66.67%
NO	40	33.33%

Canvass Results For SAN JUAN COUNTY - Legislative District 2

GENERAL ELECTION held on November 7, 2000

Precinct: 023

Registered Voters: 396

CONSTITUTIONAL AMENDMENT 1

FOR	77	53.47%
AGAINST	67	46.53%

CONSTITUTIONAL AMENDMENT 2

FOR	55	35.95%
AGAINST	98	64.05%

BOND QUESTION A

FOR	87	58.00%
AGAINST	63	42.00%

BOND QUESTION B

FOR	100	67.11%
AGAINST	49	32.89%

BOND QUESTION C

FOR	66	44.59%
AGAINST	82	55.41%

Canvass Results For SAN JUAN COUNTY - Legislative District 1

GENERAL ELECTION held on November 7, 2000

Precinct: 024 Registered Voters: 1624

PRESIDENT AND VICE PRESIDENT OF THE UNITED STATES

RALPH NADER and WINONA LA DUKE	14	2.18%
GREEN PARTY		
AL GORE and JOE LIEBERMAN	141	21.93%
DEMOCRATIC PARTY		
GEORGE W. BUSH and DICK CHENEY	487	75.74%
REPUBLICAN PARTY		
HARRY BROWNE and ART OLIVIER	1	0.16%
LIBERTARIAN PARTY		
HOWARD PHILLIPS and J. CURTIS FRAZIER	1	0.00%
CONSTITUTION PARTY		
JOHN HAGELIN and NAT GOLDBABER	1	0.00%
NATURAL LAW PARTY		
PAT BUCHANAN and EZOLA FOSTER	1	0.00%
REFORM PARTY		

UNITED STATES SENATOR

JEFF BINGAMAN	245	38.58%
DEMOCRATIC PARTY		
BILL REDMOND	390	61.42%
REPUBLICAN PARTY		
ORLIN G. COLE (Write-In)	1	0.00%

UNITED STATES REPRESENTATIVE

DISTRICT 3

TOM UDALL	280	44.66%
DEMOCRATIC PARTY		
LISA L. LUTZ	347	55.34%
REPUBLICAN PARTY		

JUDGE OF THE COURT OF APPEALS

POSITION 1

MANUEL TIJERINA	138	23.12%
DEMOCRATIC PARTY		
JONATHAN B. SUTIN	459	76.88%
REPUBLICAN PARTY		

JUDGE OF THE COURT OF APPEALS

POSITION 2

CYNTHIA A. FRY	180	30.15%
DEMOCRATIC PARTY		
RODERICK T. KENNEDY	417	69.85%
REPUBLICAN PARTY		

JUDGE OF THE COURT OF APPEALS

POSITION 3

MARVIN H. GLADSTONE	37	6.30%
GREEN PARTY		
IRA ROBINSON	144	24.53%
DEMOCRATIC PARTY		
T. GLENN ELLINGTON	406	69.17%
REPUBLICAN PARTY		

JUDGE OF THE COURT OF APPEALS

POSITION 4

CELIA FOY CASTILLO	151	25.86%
DEMOCRATIC PARTY		
RITA NUNEZ NEUMANN	433	74.14%
REPUBLICAN PARTY		

STATE SENATOR

DISTRICT 1

WILLIAM E. SHARER	481	83.80%
REPUBLICAN PARTY		
RONALD E. BARRETT	93	16.20%
LIBERTARIAN PARTY		

STATE REPRESENTATIVE

DISTRICT 1

JERRY SANDEL	226	35.48%
DEMOCRATIC PARTY		
JAMES NICHOLAS TINNIN, JR.	411	64.52%
REPUBLICAN PARTY		

DISTRICT ATTORNEY

11th JUDICIAL DISTRICT - DIVISION 1

JUNE P. STEIN	113	32.04%
DEMOCRATIC PARTY		
GREGORY M. TUCKER	420	67.96%
REPUBLICAN PARTY		

COUNTY COMMISSIONER

DISTRICT 4

JACK L. FORTNER	481	82.08%
REPUBLICAN PARTY		
ROBERT W. ZIESMER	105	17.92%
LIBERTARIAN PARTY		

COUNTY CLERK

BERNADETTE R. HUSTON-ROLFS	125	20.46%
DEMOCRATIC PARTY		
FRAN J. HANHARDT	486	79.54%
REPUBLICAN PARTY		

COUNTY TREASURER

VICKIE I. ROBINSON	546	100.00%
REPUBLICAN PARTY		

Shall PATRICIO M. SERNA be retained as a Justice of the Supreme Court?

YES	337	72.01%
NO	131	27.99%

Shall JOSEPH ALARID be retained as a Judge of the Court of Appeals?

YES	339	72.75%
NO	127	27.25%

Canvass Results For SAN JUAN COUNTY - Legislative District 1

GENERAL ELECTION held on November 7, 2000

Precinct: 024

Registered Voters: 1624

CONSTITUTIONAL AMENDMENT 1

FOR	256	47.23%
AGAINST	286	52.77%

CONSTITUTIONAL AMENDMENT 2

FOR	149	26.61%
AGAINST	411	73.39%

BOND QUESTION A

FOR	290	54.72%
AGAINST	240	45.28%

BOND QUESTION B

FOR	289	52.83%
AGAINST	258	47.17%

BOND QUESTION C

FOR	223	41.76%
AGAINST	311	58.24%

Canvass Results For SAN JUAN COUNTY - Legislative District 1

GENERAL ELECTION held on November 7, 2000

Precinct: 025

Registered Voters: 1346

PRESIDENT AND VICE PRESIDENT OF THE UNITED STATES

RALPH NADER and WINONA LA DUKE	1	1.29%
GREEN PARTY		
AL GORE and JOE LIEBERMAN	140	25.78%
DEMOCRATIC PARTY		
GEORGE W. BUSH and DICK CHENEY	395	72.74%
REPUBLICAN PARTY		
HARRY BROWNE and ART OLIVIER	1	0.18%
LIBERTARIAN PARTY		
HOWARD PHILLIPS and J. CURTIS FRAZIER	0	0.00%
CONSTITUTION PARTY		
JOHN HAGELIN and NAT GOLDBABER	0	0.00%
NATURAL LAW PARTY		
PAT BUCHANAN and EZOLA FOSTER	0	0.00%
REFORM PARTY		

UNITED STATES SENATOR

JEFF BINGAMAN	228	42.46%
DEMOCRATIC PARTY		
BILL REDMOND	309	57.54%
REPUBLICAN PARTY		
ORLIN G. COLE (Write-In)	0	0.00%

UNITED STATES REPRESENTATIVE

DISTRICT 3

TOM UDALL	247	46.52%
DEMOCRATIC PARTY		
LISA L. LUTZ	284	53.48%
REPUBLICAN PARTY		

JUDGE OF THE COURT OF APPEALS

POSITION 1

MANUEL TIJERINA	124	24.51%
DEMOCRATIC PARTY		
JONATHAN B. SUTIN	382	75.49%
REPUBLICAN PARTY		

JUDGE OF THE COURT OF APPEALS

POSITION 2

CYNTHIA A. FRY	176	34.99%
DEMOCRATIC PARTY		
RODERICK T. KENNEDY	327	65.01%
REPUBLICAN PARTY		

JUDGE OF THE COURT OF APPEALS

POSITION 3

MARVIN H. GLADSTONE	39	7.27%
GREEN PARTY		
IRA ROBINSON	135	27.22%
DEMOCRATIC PARTY		
T. GLENN ELLINGTON	322	64.92%
REPUBLICAN PARTY		

JUDGE OF THE COURT OF APPEALS

POSITION 4

CELIA FOY CASTILLO	142	28.80%
DEMOCRATIC PARTY		
RITA NUNEZ NEUMANN	351	71.20%
REPUBLICAN PARTY		

STATE SENATOR

DISTRICT 1

WILLIAM E. SHARER	403	83.61%
REPUBLICAN PARTY		
RONALD E. BARRETT	79	16.39%
LIBERTARIAN PARTY		

STATE REPRESENTATIVE

DISTRICT 1

JERRY SANDEL	265	49.35%
DEMOCRATIC PARTY		
JAMES NICHOLAS TINNIN, JR.	272	50.65%
REPUBLICAN PARTY		

DISTRICT ATTORNEY

11th JUDICIAL DISTRICT - DIVISION 1

JUNE P. STEIN	198	37.57%
DEMOCRATIC PARTY		
GREGORY M. TUCKER	329	62.43%
REPUBLICAN PARTY		

COUNTY COMMISSIONER

DISTRICT 4

JACK L. FORTNER	425	84.16%
REPUBLICAN PARTY		
ROBERT W. ZIESMER	79	15.84%
LIBERTARIAN PARTY		

COUNTY CLERK

BERNADETTE R. HUSTON-ROLFS	121	23.82%
DEMOCRATIC PARTY		
FRAN J. HANHARDT	387	76.18%
REPUBLICAN PARTY		

COUNTY TREASURER

VICKIE I. ROBINSON	453	100.00%
REPUBLICAN PARTY		

Shall PATRICIO M. SERNA be retained as a Justice of the Supreme Court?

YES	299	74.01%
NO	105	25.99%

Shall JOSEPH ALARID be retained as a Judge of the Court of Appeals?

YES	296	72.55%
NO	112	27.45%

Canvass Results For SAN JUAN COUNTY - Legislative District 1

GENERAL ELECTION held on November 7, 2000

Precinct: 025

Registered Voters: 1346

CONSTITUTIONAL AMENDMENT 1

FOR	238	49.90%
AGAINST	239	50.10%

CONSTITUTIONAL AMENDMENT 2

FOR	137	27.85%
AGAINST	355	72.15%

BOND QUESTION A

FOR	298	60.45%
AGAINST	195	39.55%

BOND QUESTION B

FOR	304	61.54%
AGAINST	190	38.46%

BOND QUESTION C

FOR	198	40.82%
AGAINST	287	59.18%

Canvass Results For SAN JUAN COUNTY - Legislative District 1

GENERAL ELECTION held on November 7, 2000

Precinct: **026** Registered Voters: **576**

PRESIDENT AND VICE PRESIDENT OF THE UNITED STATES

RALPH NADER and WINONA LA DUKE	5	2.19%
GREEN PARTY		
AL GORE and JOE LIEBERMAN	83	36.40%
DEMOCRATIC PARTY		
GEORGE W. BUSH and DICK CHENEY	139	60.96%
REPUBLICAN PARTY		
HARRY BROWNE and ART OLIVIERI	1	0.44%
LIBERTARIAN PARTY		
HOWARD PHILLIPS and J. CURTIS FRAZIER	0	0.00%
CONSTITUTION PARTY		
JOHN HAGELIN and NAT GOLDHABER	0	0.00%
NATURAL LAW PARTY		
PAT BUCHANAN and EZOLA FOSTER	0	0.00%
REFORM PARTY		

UNITED STATES SENATOR

JEFF BINGAMAN	101	45.09%
DEMOCRATIC PARTY		
BILL REDMOND	123	54.91%
REPUBLICAN PARTY		
ORLIN G. COLE (Write-In)	0	0.00%

UNITED STATES REPRESENTATIVE

DISTRICT 3

TOM UDALL	112	50.91%
DEMOCRATIC PARTY		
LISA L. LUTZ	108	49.09%
REPUBLICAN PARTY		

JUDGE OF THE COURT OF APPEALS

POSITION 1

MANUEL TIJERINA	75	35.71%
DEMOCRATIC PARTY		
JONATHAN B. SUTIN	135	64.29%
REPUBLICAN PARTY		

JUDGE OF THE COURT OF APPEALS

POSITION 2

CYNTHIA A. FRY	83	39.15%
DEMOCRATIC PARTY		
RODERICK T. KENNEDY	129	60.85%
REPUBLICAN PARTY		

JUDGE OF THE COURT OF APPEALS

POSITION 3

MARVIN H. GLADSTONE	20	9.52%
GREEN PARTY		
IRA ROBINSON	72	34.29%
DEMOCRATIC PARTY		
T. GLENN ELLINGTON	118	56.19%
REPUBLICAN PARTY		

JUDGE OF THE COURT OF APPEALS

POSITION 4

CELIA FOY CASTILLO	75	36.23%
DEMOCRATIC PARTY		
RITA NUNEZ NEUMANN	132	63.77%
REPUBLICAN PARTY		

STATE SENATOR

DISTRICT 1

WILLIAM E. SHARER	150	76.92%
REPUBLICAN PARTY		
RONALD E. BARRETT	45	23.08%
LIBERTARIAN PARTY		

STATE REPRESENTATIVE

DISTRICT 1

JERRY SANDEL	103	45.78%
DEMOCRATIC PARTY		
JAMES NICHOLAS TINNIN, JR.	122	54.22%
REPUBLICAN PARTY		

DISTRICT ATTORNEY

11th JUDICIAL DISTRICT - DIVISION 1

JUNE P. STEIN	44	40.27%
DEMOCRATIC PARTY		
GREGORY M. TUCKER	132	59.73%
REPUBLICAN PARTY		

COUNTY COMMISSIONER

DISTRICT 5

P. MARK DUNCAN	139	71.28%
REPUBLICAN PARTY		
GARY Z. WOOD	56	28.72%
LIBERTARIAN PARTY		

COUNTY CLERK

BERNADETTE R. HUSTON-ROLFS	70	31.96%
DEMOCRATIC PARTY		
FRAN J. HANHARDT	149	68.04%
REPUBLICAN PARTY		

COUNTY TREASURER

VICKIE I. ROBINSON	187	100.00%
REPUBLICAN PARTY		

Shall PATRICIO M. SERNA be retained as a Justice of the Supreme Court?

YES	116	73.42%
NO	42	26.58%

Shall JOSEPH ALARID be retained as a Judge of the Court of Appeals?

YES	115	73.72%
NO	41	26.28%

Canvass Results For SAN JUAN COUNTY - Legislative District 1

GENERAL ELECTION held on November 7, 2000

Precinct: 026

Registered Voters: 576

CONSTITUTIONAL AMENDMENT 1

FOR	92	48.17%
AGAINST	99	51.83%

CONSTITUTIONAL AMENDMENT 2

FOR	51	25.12%
AGAINST	152	74.88%

BOND QUESTION A

FOR	101	51.79%
AGAINST	94	48.21%

BOND QUESTION B

FOR	98	50.26%
AGAINST	97	49.74%

BOND QUESTION C

FOR	65	34.03%
AGAINST	126	65.97%

Canvass Results For SAN JUAN COUNTY - Legislative District 1

GENERAL ELECTION held on November 7, 2000

Precinct: **027** Registered Voters: **1464**

PRESIDENT AND VICE PRESIDENT OF THE UNITED STATES

RALPH NADER and WINONA LA DUKE <i>GREEN PARTY</i>	16	3.03%
AL GORE and JOE LIEBERMAN <i>DEMOCRATIC PARTY</i>	155	29.36%
GEORGE W. BUSH and DICK CHENEY <i>REPUBLICAN PARTY</i>	353	66.86%
HARRY BROWNE and ART OLIVIER <i>LIBERTARIAN PARTY</i>	4	0.76%
HOWARD PHILLIPS and J. CURTIS FRAZIER <i>CONSTITUTION PARTY</i>	0	0.00%
JOHN HAGELIN and NAT GOLDHABER <i>NATURAL LAW PARTY</i>	0	0.00%
PAT BUCHANAN and EZOLA FOSTER <i>REFORM PARTY</i>	0	0.00%

UNITED STATES SENATOR

JEFF BINGAMAN <i>DEMOCRATIC PARTY</i>	209	40.27%
BILL REDMOND <i>REPUBLICAN PARTY</i>	310	59.73%
ORLIN G. COLE (Write-In)	0	0.00%

UNITED STATES REPRESENTATIVE

DISTRICT 3

TOM UDALL <i>DEMOCRATIC PARTY</i>	256	49.23%
LISA L. LUTZ <i>REPUBLICAN PARTY</i>	264	50.77%

JUDGE OF THE COURT OF APPEALS

POSITION 1

MANUEL TIJERINA <i>DEMOCRATIC PARTY</i>	138	27.94%
JONATHAN B. SUTIN <i>REPUBLICAN PARTY</i>	356	72.06%

JUDGE OF THE COURT OF APPEALS

POSITION 2

CYNTHIA A. FRY <i>DEMOCRATIC PARTY</i>	174	35.44%
RODERICK T. KENNEDY <i>REPUBLICAN PARTY</i>	317	64.56%

JUDGE OF THE COURT OF APPEALS

POSITION 3

MARVIN H. GLADSTONE <i>GREEN PARTY</i>	55	11.34%
IRA ROBINSON <i>DEMOCRATIC PARTY</i>	121	24.95%
T. GLENN ELLINGTON <i>REPUBLICAN PARTY</i>	309	63.71%

JUDGE OF THE COURT OF APPEALS

POSITION 4

CELIA FOY CASTILLO <i>DEMOCRATIC PARTY</i>	143	29.92%
RITA NUNEZ NEUMANN <i>REPUBLICAN PARTY</i>	335	70.08%

STATE SENATOR

DISTRICT 1

WILLIAM E. SHARER <i>REPUBLICAN PARTY</i>	402	82.89%
RONALD E. BARRETT <i>LIBERTARIAN PARTY</i>	83	17.11%

STATE REPRESENTATIVE

DISTRICT 1

JERRY SANDEL <i>DEMOCRATIC PARTY</i>	235	45.11%
JAMES NICHOLAS TINNIN, JR. <i>REPUBLICAN PARTY</i>	286	54.89%

DISTRICT ATTORNEY

11th JUDICIAL DISTRICT - DIVISION 1

JUNE P. STEIN <i>DEMOCRATIC PARTY</i>	184	36.36%
GREGORY M. TUCKER <i>REPUBLICAN PARTY</i>	322	63.64%

COUNTY COMMISSIONER

DISTRICT 4

JACK L. FORTNER <i>REPUBLICAN PARTY</i>	396	81.48%
ROBERT W. ZIESMER <i>LIBERTARIAN PARTY</i>	90	18.52%

COUNTY CLERK

BERNADETTE R. HUSTON-ROLFS <i>DEMOCRATIC PARTY</i>	117	23.31%
FRAN J. HANHARDT <i>REPUBLICAN PARTY</i>	385	76.69%

COUNTY TREASURER

VICKIE I. ROBINSON <i>REPUBLICAN PARTY</i>	450	100.00%
---	-----	---------

Shall PATRICIO M. SERNA be retained as a Justice of the Supreme Court?

YES	273	69.64%
NO	119	30.36%

Shall JOSEPH ALARID be retained as a Judge of the Court of Appeals?

YES	265	67.09%
NO	130	32.91%

Canvass Results For SAN JUAN COUNTY - Legislative District 1

GENERAL ELECTION held on November 7, 2000

Precinct: 027

Registered Voters: 1464

CONSTITUTIONAL AMENDMENT 1

FOR	229	50.55%
AGAINST	224	49.45%

CONSTITUTIONAL AMENDMENT 2

FOR	117	24.74%
AGAINST	356	75.26%

BOND QUESTION A

FOR	284	60.68%
AGAINST	184	39.32%

BOND QUESTION B

FOR	287	61.99%
AGAINST	176	38.01%

BOND QUESTION C

FOR	183	40.40%
AGAINST	270	59.60%

Canvass Results For SAN JUAN COUNTY - Legislative District 1

GENERAL ELECTION held on November 7, 2000

Precinct: **028** Registered Voters: **635**

PRESIDENT AND VICE PRESIDENT OF THE UNITED STATES

RALPH NADER and WINONA LA DUKE	9	3.25%
GREEN PARTY		
AL GORE and JOE LIEBERMAN	77	27.80%
DEMOCRATIC PARTY		
GEORGE W. BUSH and DICK CHENEY	186	67.15%
REPUBLICAN PARTY		
HARRY BROWNE and ART OLIVIER	4	1.44%
LIBERTARIAN PARTY		
HOWARD PHILLIPS and J. CURTIS FRAZIER	0	0.00%
CONSTITUTION PARTY		
JOHN HAGELIN and NAT GOLDBABER	1	0.36%
NATURAL LAW PARTY		
PAT BUCHANAN and EZOLA FOSTER	0	0.00%
REFORM PARTY		

UNITED STATES SENATOR

JEFF BINGAMAN	121	44.65%
DEMOCRATIC PARTY		
BILL REDMOND	150	55.35%
REPUBLICAN PARTY		
ORLIN G. COLE (Write-In)	0	0.00%

UNITED STATES REPRESENTATIVE

DISTRICT 3

TOM UDALL	143	52.00%
DEMOCRATIC PARTY		
LISA L. LUTZ	132	48.00%
REPUBLICAN PARTY		

JUDGE OF THE COURT OF APPEALS

POSITION 1

MANUEL TIJERINA	75	29.64%
DEMOCRATIC PARTY		
JONATHAN B. SUTIN	178	70.36%
REPUBLICAN PARTY		

JUDGE OF THE COURT OF APPEALS

POSITION 2

CYNTHIA A. FRY	105	41.02%
DEMOCRATIC PARTY		
RODERICK T. KENNEDY	151	58.98%
REPUBLICAN PARTY		

JUDGE OF THE COURT OF APPEALS

POSITION 3

MARVIN H. GLADSTONE	31	12.16%
GREEN PARTY		
IRA ROBINSON	83	32.55%
DEMOCRATIC PARTY		
T. GLENN ELLINGTON	141	55.29%
REPUBLICAN PARTY		

JUDGE OF THE COURT OF APPEALS

POSITION 4

CELIA FOY CASTILLO	97	38.19%
DEMOCRATIC PARTY		
RITA NUNEZ NEUMANN	157	61.81%
REPUBLICAN PARTY		

STATE SENATOR

DISTRICT 1

WILLIAM E. SHARER	193	81.78%
REPUBLICAN PARTY		
RONALD E. BARRETT	43	18.22%
LIBERTARIAN PARTY		

STATE REPRESENTATIVE

DISTRICT 1

JERRY SANDEL	122	44.69%
DEMOCRATIC PARTY		
JAMES NICHOLAS TINNIN, JR.	151	55.31%
REPUBLICAN PARTY		

DISTRICT ATTORNEY

11th JUDICIAL DISTRICT - DIVISION 1

JUNE P. STEIN	4	36.70%
DEMOCRATIC PARTY		
GREGORY M. TUCKER	169	63.30%
REPUBLICAN PARTY		

COUNTY COMMISSIONER

DISTRICT 5

P. MARK DUNCAN	182	76.15%
REPUBLICAN PARTY		
GARY Z. WOOD	57	23.85%
LIBERTARIAN PARTY		

COUNTY CLERK

BERNADETTE R. HUSTON-ROLFS	77	29.50%
DEMOCRATIC PARTY		
FRAN J. HANHARDT	184	70.50%
REPUBLICAN PARTY		

COUNTY TREASURER

VICKIE I. ROBINSON	224	100.00%
REPUBLICAN PARTY		

Shall PATRICIO M. SERNA be retained as a Justice of the Supreme Court?

YES	134	76.14%
NO	42	23.86%

Shall JOSEPH ALARID be retained as a Judge of the Court of Appeals?

YES	131	74.86%
NO	44	25.14%

Canvass Results For SAN JUAN COUNTY - Legislative District 1

GENERAL ELECTION held on November 7, 2000

Precinct: 028 Registered Voters: 635

CONSTITUTIONAL AMENDMENT 1

FOR	113	49.34%
AGAINST	116	50.66%

CONSTITUTIONAL AMENDMENT 2

FOR	82	34.45%
AGAINST	156	65.55%

BOND QUESTION A

FOR	138	58.97%
AGAINST	96	41.03%

BOND QUESTION B

FOR	123	53.71%
AGAINST	106	46.29%

BOND QUESTION C

FOR	88	39.29%
AGAINST	136	60.71%

Canvass Results For SAN JUAN COUNTY - Legislative District 1

GENERAL ELECTION held on November 7, 2000

Precinct: 029

Registered Voters: 339

PRESIDENT AND VICE PRESIDENT OF THE UNITED STATES

RALPH NADER and WINONA LA DUKE	4	2.67%
GREEN PARTY		
AL GORE and JOE LIEBERMAN	45	30.00%
DEMOCRATIC PARTY		
GEORGE W. BUSH and DICK CHENEY	101	67.33%
REPUBLICAN PARTY		
HARRY BROWNE and ART OLIVIER	0	0.00%
LIBERTARIAN PARTY		
HOWARD PHILLIPS and J. CURTIS FRAZIER	0	0.00%
CONSTITUTION PARTY		
JOHN HAGELIN and NAT GOLDBABER	0	0.00%
NATURAL LAW PARTY		
PAT BUCHANAN and EZOLA FOSTER	0	0.00%
REFORM PARTY		

UNITED STATES SENATOR

JEFF BINGAMAN	56	38.36%
DEMOCRATIC PARTY		
BILL REDMOND	90	61.64%
REPUBLICAN PARTY		
ORLIN G. COLE (Write-In)	0	0.00%

UNITED STATES REPRESENTATIVE

DISTRICT 3

TOM UDALL	65	43.92%
DEMOCRATIC PARTY		
LISA L. LUTZ	83	56.08%
REPUBLICAN PARTY		

JUDGE OF THE COURT OF APPEALS

POSITION 1

MANUEL TIJERINA	44	30.14%
DEMOCRATIC PARTY		
JONATHAN B. SUTIN	102	69.86%
REPUBLICAN PARTY		

JUDGE OF THE COURT OF APPEALS

POSITION 2

CYNTHIA A. FRY	53	36.55%
DEMOCRATIC PARTY		
RODERICK T. KENNEDY	92	63.45%
REPUBLICAN PARTY		

JUDGE OF THE COURT OF APPEALS

POSITION 3

MARVIN H. GLADSTONE	19	13.38%
GREEN PARTY		
IRA ROBINSON	36	25.35%
DEMOCRATIC PARTY		
T. GLENN ELLINGTON	87	61.27%
REPUBLICAN PARTY		

JUDGE OF THE COURT OF APPEALS

POSITION 4

CELIA FOY CASTILLO	47	33.33%
DEMOCRATIC PARTY		
RITA NUNEZ NEUMANN	94	66.67%
REPUBLICAN PARTY		

STATE SENATOR

DISTRICT 2

DARLA WHITNEY-WELLES	39	26.53%
DEMOCRATIC PARTY		
ALLEN V. HURT	108	73.47%
REPUBLICAN PARTY		

STATE REPRESENTATIVE

DISTRICT 1

JERRY SANDEL	56	37.84%
DEMOCRATIC PARTY		
JAMES NICHOLAS TINNIN, JR.	92	62.16%
REPUBLICAN PARTY		

DISTRICT ATTORNEY

11th JUDICIAL DISTRICT - DIVISION 1

JUNE P. STEIN	60	41.67%
DEMOCRATIC PARTY		
GREGORY M. TUCKER	84	58.33%
REPUBLICAN PARTY		

COUNTY COMMISSIONER

DISTRICT 4

JACK L. FORTNER	109	79.56%
REPUBLICAN PARTY		
ROBERT W. ZIESMER	28	20.44%
LIBERTARIAN PARTY		

COUNTY CLERK

BERNADETTE R. HUSTON-ROLFS	38	26.39%
DEMOCRATIC PARTY		
FRAN J. HANHARDT	106	73.61%
REPUBLICAN PARTY		

COUNTY TREASURER

VICKIE I. ROBINSON	132	100.00%
REPUBLICAN PARTY		

Shall PATRICIO M. SERNA be retained as a Justice of the Supreme Court?

YES	80	72.07%
NO	31	27.93%

Shall JOSEPH ALARID be retained as a Justice of the Court of Appeals?

YES	76	69.09%
NO	34	30.91%

Canvass Results For SAN JUAN COUNTY - Legislative District 1

GENERAL ELECTION held on November 7, 2000

Precinct: 029

Registered Voters: 339

CONSTITUTIONAL AMENDMENT 1

FOR	48	37.80%
AGAINST	79	62.20%

CONSTITUTIONAL AMENDMENT 2

FOR	32	24.43%
AGAINST	99	75.57%

BOND QUESTION A

FOR	51	39.84%
AGAINST	77	60.16%

BOND QUESTION B

FOR	58	44.96%
AGAINST	71	55.04%

BOND QUESTION C

FOR	42	33.07%
AGAINST	85	66.93%

Canvass Results For SAN JUAN COUNTY - Legislative District 1

GENERAL ELECTION held on November 7, 2000

Precinct: **030** Registered Voters: **505**

PRESIDENT AND VICE PRESIDENT OF THE UNITED STATES

RALPH NADER and WINONA LA DUKE <i>GREEN PARTY</i>	5	2.07%
AL GORE and JOE LIEBERMAN <i>DEMOCRATIC PARTY</i>	60	24.90%
GEORGE W. BUSH and DICK CHENEY <i>REPUBLICAN PARTY</i>	169	70.12%
HARRY BROWNE and ART OLIVIER <i>LIBERTARIAN PARTY</i>	4	1.66%
HOWARD PHILLIPS and J. CURTIS FRAZIER <i>CONSTITUTION PARTY</i>	0	0.00%
JOHN HAGELIN and NAT GOLDBABER <i>NATURAL LAW PARTY</i>	0	0.00%
PAT BUCHANAN and EZOLA FOSTER <i>REFORM PARTY</i>	3	1.24%

UNITED STATES SENATOR

JEFF BINGAMAN <i>DEMOCRATIC PARTY</i>	78	33.19%
BILL REDMOND <i>REPUBLICAN PARTY</i>	157	66.81%
ORLIN G. COLE (Write-In)	0	0.00%

UNITED STATES REPRESENTATIVE

DISTRICT 3

TOM UDALL <i>DEMOCRATIC PARTY</i>	95	40.77%
LISA L. LUTZ <i>REPUBLICAN PARTY</i>	138	59.23%

JUDGE OF THE COURT OF APPEALS

POSITION 1

MANUEL TIJERINA <i>DEMOCRATIC PARTY</i>	56	24.67%
JONATHAN B. SUTIN <i>REPUBLICAN PARTY</i>	171	75.33%

JUDGE OF THE COURT OF APPEALS

POSITION 2

CYNTHIA A. FRY <i>DEMOCRATIC PARTY</i>	75	32.47%
RODERICK T. KENNEDY <i>REPUBLICAN PARTY</i>	156	67.53%

JUDGE OF THE COURT OF APPEALS

POSITION 3

MARVIN H. GLADSTONE <i>GREEN PARTY</i>	23	10.09%
IRA ROBINSON <i>DEMOCRATIC PARTY</i>	57	25.00%
T. GLENN ELLINGTON <i>REPUBLICAN PARTY</i>	113	64.91%

JUDGE OF THE COURT OF APPEALS

POSITION 4

CELIA FOY CASTILLO <i>DEMOCRATIC PARTY</i>	56	24.89%
RITA NUNEZ NEUMANN <i>REPUBLICAN PARTY</i>	169	75.11%

STATE SENATOR

DISTRICT 2

DARLA WHITNEY-WELLES <i>DEMOCRATIC PARTY</i>	63	26.81%
ALLEN V. HURT <i>REPUBLICAN PARTY</i>	172	73.19%

STATE REPRESENTATIVE

DISTRICT 1

JERRY SANDEL <i>DEMOCRATIC PARTY</i>	75	31.91%
JAMES NICHOLAS TINNIN, JR. <i>REPUBLICAN PARTY</i>	160	68.09%

DISTRICT ATTORNEY

11th JUDICIAL DISTRICT - DIVISION 1

JUNE P. STEIN <i>DEMOCRATIC PARTY</i>	78	33.62%
GREGORY M. TUCKER <i>REPUBLICAN PARTY</i>	154	66.38%

COUNTY COMMISSIONER

DISTRICT 4

JACK L. FORTNER <i>REPUBLICAN PARTY</i>	171	77.03%
ROBERT W. ZIESMER <i>LIBERTARIAN PARTY</i>	51	22.97%

COUNTY CLERK

BERNADETTE R. HUSTON-ROLFS <i>DEMOCRATIC PARTY</i>	57	24.68%
FRAN J. HANHARDT <i>REPUBLICAN PARTY</i>	174	75.32%

COUNTY TREASURER

VICKIE I. ROBINSON <i>REPUBLICAN PARTY</i>	205	100.00%
---	-----	---------

Shall PATRICIO M. SERNA be retained as a Justice of the Supreme Court?

YES	116	65.91%
NO	60	34.09%

Shall JOSEPH ALARID be retained as a Judge of the Court of Appeals?

YES	115	64.61%
NO	63	35.39%

Canvass Results For SAN JUAN COUNTY - Legislative District 1

GENERAL ELECTION held on November 7, 2000

Precinct: 030

Registered Voters: 505

CONSTITUTIONAL AMENDMENT 1

FOR	95	44.19%
AGAINST	120	55.81%

CONSTITUTIONAL AMENDMENT 2

FOR	57	25.68%
AGAINST	165	74.32%

BOND QUESTION A

FOR	103	46.61%
AGAINST	118	53.39%

BOND QUESTION B

FOR	93	43.06%
AGAINST	123	56.94%

BOND QUESTION C

FOR	73	33.95%
AGAINST	142	66.05%

Canvass Results For SAN JUAN COUNTY - Legislative District 1

GENERAL ELECTION held on November 7, 2000

Precinct: **031**

Registered Voters: **341**

PRESIDENT AND VICE PRESIDENT OF THE UNITED STATES

RALPH NADER and WINONA LA DUKE	7	4.96%
GREEN PARTY		
AL GORE and JOE LIEBERMAN	45	31.91%
DEMOCRATIC PARTY		
GEORGE W. BUSH and DICK CHENEY	248	62.41%
REPUBLICAN PARTY		
HARRY BROWNE and ART OLIVIER	3	0.00%
LIBERTARIAN PARTY		
HOWARD PHILLIPS and J. CURTIS FRAZIER	3	0.00%
CONSTITUTION PARTY		
JOHN HAGELIN and NAT GOLDBABER	3	0.00%
NATURAL LAW PARTY		
PAT BUCHANAN and EZOLA FOSTER	1	0.71%
REFORM PARTY		

UNITED STATES SENATOR

JEFF BINGAMAN	64	45.71%
DEMOCRATIC PARTY		
BILL REDMOND	76	54.29%
REPUBLICAN PARTY		
ORLIN G. COLE (Write-In)	1	0.00%

UNITED STATES REPRESENTATIVE

DISTRICT 3

TOM UDALL	65	46.43%
DEMOCRATIC PARTY		
LISA L. LUTZ	75	53.57%
REPUBLICAN PARTY		

JUDGE OF THE COURT OF APPEALS

POSITION 1

MANUEL TIJERINA	48	34.78%
DEMOCRATIC PARTY		
JONATHAN B. SUTIN	90	65.22%
REPUBLICAN PARTY		

JUDGE OF THE COURT OF APPEALS

POSITION 2

CYNTHIA A. FRY	58	41.43%
DEMOCRATIC PARTY		
RODERICK T. KENNEDY	82	58.57%
REPUBLICAN PARTY		

JUDGE OF THE COURT OF APPEALS

POSITION 3

MARVIN H. GLADSTONE	17	12.59%
GREEN PARTY		
IRA ROBINSON	38	28.15%
DEMOCRATIC PARTY		
T. GLENN ELLINGTON	116	59.26%
REPUBLICAN PARTY		

JUDGE OF THE COURT OF APPEALS

POSITION 4

CELIA FOY CASTILLO	53	39.55%
DEMOCRATIC PARTY		
RITA NUNEZ NEUMANN	81	60.45%
REPUBLICAN PARTY		

STATE SENATOR

DISTRICT 1

WILLIAM E. SHARER	89	71.77%
REPUBLICAN PARTY		
RONALD E. BARRETT	35	28.23%
LIBERTARIAN PARTY		

STATE REPRESENTATIVE

DISTRICT 1

JERRY SANDEL	54	38.30%
DEMOCRATIC PARTY		
JAMES NICHOLAS TINNIN, JR.	87	61.70%
REPUBLICAN PARTY		

DISTRICT ATTORNEY

11th JUDICIAL DISTRICT - DIVISION 1

JUNE P. STEIN	49	35.51%
DEMOCRATIC PARTY		
GREGORY M. TUCKER	89	64.49%
REPUBLICAN PARTY		

COUNTY COMMISSIONER

DISTRICT 5

P. MARK DUNCAN	89	71.77%
REPUBLICAN PARTY		
GARY Z. WOOD	35	28.23%
LIBERTARIAN PARTY		

COUNTY CLERK

BERNADETTE R. HUSTON-ROLFS	43	30.94%
DEMOCRATIC PARTY		
FRAN J. HANHARDT	96	69.06%
REPUBLICAN PARTY		

COUNTY TREASURER

VICKIE I. ROBINSON	117	100.00%
REPUBLICAN PARTY		

Shall PATRICIO M. SERNA be retained as a Justice of the Supreme Court?

YES	72	64.86%
NO	39	35.14%

Shall JOSEPH ALARID be retained as a Judge of the Court of Appeals?

YES	74	66.67%
NO	37	33.33%

Canvass Results For SAN JUAN COUNTY - Legislative District 1

GENERAL ELECTION held on November 7, 2000

Precinct: 031

Registered Voters: 341

CONSTITUTIONAL AMENDMENT 1

FOR	60	46.15%
AGAINST	70	53.85%

CONSTITUTIONAL AMENDMENT 2

FOR	43	32.58%
AGAINST	89	67.42%

BOND QUESTION A

FOR	74	57.36%
AGAINST	55	42.64%

BOND QUESTION B

FOR	72	55.81%
AGAINST	57	44.19%

BOND QUESTION C

FOR	50	39.06%
AGAINST	78	60.94%

Canvass Results For SAN JUAN COUNTY - Legislative District 1

GENERAL ELECTION held on November 7, 2000

Precinct: **032** Registered Voters: **512**

PRESIDENT AND VICE PRESIDENT OF THE UNITED STATES

RALPH NADER and WINONA LA DUKE	16	7.41%
GREEN PARTY		
AL GORE and JOE LIEBERMAN	65	30.09%
DEMOCRATIC PARTY		
GEORGE W. BUSH and DICK CHENEY	131	60.65%
REPUBLICAN PARTY		
HARRY BROWNE and ART OLIVIER	3	1.39%
LIBERTARIAN PARTY		
HOWARD PHILLIPS and J. CURTIS FRAZIER	0	0.00%
CONSTITUTION PARTY		
JOHN HAGELIN and NAT GOLDBABER	0	0.00%
NATURAL LAW PARTY		
PAT BUCHANAN and EZOLA FOSTER	1	0.46%
REFORM PARTY		

UNITED STATES SENATOR

JEFF BINGAMAN	96	44.86%
DEMOCRATIC PARTY		
BILL REDMOND	118	55.14%
REPUBLICAN PARTY		
ORLIN G. COLE (Write-In)	0	0.00%

UNITED STATES REPRESENTATIVE

DISTRICT 3

TOM UDALL	106	49.53%
DEMOCRATIC PARTY		
LISA L. LUTZ	108	50.47%
REPUBLICAN PARTY		

JUDGE OF THE COURT OF APPEALS

POSITION 1

MANUEL TIJERINA	77	37.38%
DEMOCRATIC PARTY		
JONATHAN B. SUTIN	129	62.62%
REPUBLICAN PARTY		

JUDGE OF THE COURT OF APPEALS

POSITION 2

CYNTHIA A. FRY	83	40.10%
DEMOCRATIC PARTY		
RODERICK T. KENNEDY	124	59.90%
REPUBLICAN PARTY		

JUDGE OF THE COURT OF APPEALS

POSITION 3

MARVIN H. GLADSTONE	29	14.15%
GREEN PARTY		
IRA ROBINSON	77	37.56%
DEMOCRATIC PARTY		
T. GLENN ELLINGTON	99	48.29%
REPUBLICAN PARTY		

JUDGE OF THE COURT OF APPEALS

POSITION 4

CELIA FOY CASTILLO	79	38.92%
DEMOCRATIC PARTY		
RITA NUNEZ NEUMANN	124	61.08%
REPUBLICAN PARTY		

STATE SENATOR

DISTRICT 1

WILLIAM E. SHARER	147	77.78%
REPUBLICAN PARTY		
RONALD E. BARRETT	42	22.22%
LIBERTARIAN PARTY		

STATE REPRESENTATIVE

DISTRICT 1

JERRY SANDEL	87	40.47%
DEMOCRATIC PARTY		
JAMES NICHOLAS TINNIN, JR.	128	59.53%
REPUBLICAN PARTY		

DISTRICT ATTORNEY

11th JUDICIAL DISTRICT - DIVISION 1

JUNE P. STEIN	93	44.71%
DEMOCRATIC PARTY		
GREGORY M. TUCKER	115	55.29%
REPUBLICAN PARTY		

COUNTY COMMISSIONER

DISTRICT 5

P. MARK DUNCAN	138	71.50%
REPUBLICAN PARTY		
GARY Z. WOOD	55	28.50%
LIBERTARIAN PARTY		

COUNTY CLERK

BERNADETTE R. HUSTON-ROLFS	71	34.13%
DEMOCRATIC PARTY		
FRAN J. HANHARDT	137	65.87%
REPUBLICAN PARTY		

COUNTY TREASURER

VICKIE I. ROBINSON	175	100.00%
REPUBLICAN PARTY		

Shall PATRICIO M. SERNA be retained as a Justice of the Supreme Court?

YES	113	74.34%
NO	39	25.66%

Shall JOSEPH ALARID be retained as a Judge of the Court of Appeals?

YES	115	76.16%
NO	36	23.84%

Canvass Results For SAN JUAN COUNTY - Legislative District 1

GENERAL ELECTION held on November 7, 2000

Precinct: 032

Registered Voters: 512

CONSTITUTIONAL AMENDMENT 1

FOR	87	48.33%
AGAINST	93	51.67%

CONSTITUTIONAL AMENDMENT 2

FOR	57	30.00%
AGAINST	133	70.00%

BOND QUESTION A

FOR	108	58.70%
AGAINST	76	41.30%

BOND QUESTION B

FOR	110	59.78%
AGAINST	74	40.22%

BOND QUESTION C

FOR	74	41.34%
AGAINST	105	58.66%

Canvass Results For SAN JUAN COUNTY - Legislative District 2

GENERAL ELECTION held on November 7, 2000

Precinct: **041** Registered Voters: **1778**

PRESIDENT AND VICE PRESIDENT OF THE UNITED STATES

RALPH NADER and WINONA LA DUKE <i>GREEN PARTY</i>	22	3.06%
AL GORE and JOE LIEBERMAN <i>DEMOCRATIC PARTY</i>	166	23.09%
GEORGE W. BUSH and DICK CHENEY <i>REPUBLICAN PARTY</i>	530	73.71%
HARRY BROWNE and ART OLIVIER <i>LIBERTARIAN PARTY</i>	1	0.14%
HOWARD PHILLIPS and J. CURTIS FRAZIER <i>CONSTITUTION PARTY</i>	0	0.00%
JOHN HAGELIN and NAT GOLDBABER <i>NATURAL LAW PARTY</i>	0	0.00%
PAT BUCHANAN and EZOLA FOSTER <i>REFORM PARTY</i>	0	0.00%

UNITED STATES SENATOR

JEFF BINGAMAN <i>DEMOCRATIC PARTY</i>	271	38.28%
BILL REDMOND <i>REPUBLICAN PARTY</i>	437	61.72%
ORLIN G. COLE (Write-In)	0	0.00%

UNITED STATES REPRESENTATIVE

DISTRICT 3

TOM UDALL <i>DEMOCRATIC PARTY</i>	303	43.22%
LISA L. LUTZ <i>REPUBLICAN PARTY</i>	398	56.78%

JUDGE OF THE COURT OF APPEALS

POSITION 1

MANUEL TIJERINA <i>DEMOCRATIC PARTY</i>	157	23.54%
JONATHAN B. SUTIN <i>REPUBLICAN PARTY</i>	510	76.46%

JUDGE OF THE COURT OF APPEALS

POSITION 2

CYNTHIA A. FRY <i>DEMOCRATIC PARTY</i>	204	30.68%
RODERICK T. KENNEDY <i>REPUBLICAN PARTY</i>	461	69.32%

JUDGE OF THE COURT OF APPEALS

POSITION 3

MARVIN H. GLADSTONE <i>GREEN PARTY</i>	51	7.81%
IRA ROBINSON <i>DEMOCRATIC PARTY</i>	159	24.35%
T. GLENN ELLINGTON <i>REPUBLICAN PARTY</i>	443	67.84%

JUDGE OF THE COURT OF APPEALS

POSITION 4

CELIA FOY CASTILLO <i>DEMOCRATIC PARTY</i>	171	26.47%
RITA NUNEZ NEUMANN <i>REPUBLICAN PARTY</i>	475	73.53%

STATE SENATOR

DISTRICT 1

WILLIAM E. SHARER <i>REPUBLICAN PARTY</i>	539	84.75%
RONALD E. BARRETT <i>LIBERTARIAN PARTY</i>	97	15.25%

STATE REPRESENTATIVE

DISTRICT 2

THOMAS C. TAYLOR <i>REPUBLICAN PARTY</i>	593	98.02%
DESTRI C. GLEIM (Write-In)	12	1.98%

DISTRICT ATTORNEY

11th JUDICIAL DISTRICT - DIVISION 1

JUNE P. STEIN <i>DEMOCRATIC PARTY</i>	239	34.69%
GREGORY M. TUCKER <i>REPUBLICAN PARTY</i>	450	65.31%

COUNTY COMMISSIONER

DISTRICT 4

JACK L. FORTNER <i>REPUBLICAN PARTY</i>	557	83.38%
ROBERT W. ZIESMER <i>LIBERTARIAN PARTY</i>	111	16.62%

COUNTY CLERK

BERNADETTE R. HUSTON-ROLFS <i>DEMOCRATIC PARTY</i>	145	21.55%
FRAN J. HANHARDT <i>REPUBLICAN PARTY</i>	528	78.45%

COUNTY TREASURER

VICKIE I. ROBINSON <i>REPUBLICAN PARTY</i>	593	100.00%
---	-----	---------

Shall PATRICIO M. SERNA be retained as a Justice of the Supreme Court?

YES	356	69.53%
NO	156	30.47%

Shall JOSEPH ALARID be retained as a Judge of the Court of Appeals?

YES	356	70.22%
NO	151	29.78%

Canvass Results For SAN JUAN COUNTY - Legislative District 2

GENERAL ELECTION held on November 7, 2000

Precinct: Registered Voters:

CONSTITUTIONAL AMENDMENT 1		
FOR	304	50.67%
AGAINST	296	49.33%

CONSTITUTIONAL AMENDMENT 2		
FOR	173	27.68%
AGAINST	452	72.32%

BOND QUESTION A		
FOR	330	52.72%
AGAINST	296	47.28%

BOND QUESTION B		
FOR	348	56.04%
AGAINST	273	43.96%

BOND QUESTION C		
FOR	228	37.50%
AGAINST	380	62.50%

Canvass Results For SAN JUAN COUNTY - Legislative District 1

GENERAL ELECTION held on November 7, 2000

Precinct: **042** Registered Voters: **1593**

PRESIDENT AND VICE PRESIDENT OF THE UNITED STATES

RALPH NADER and WINONA LA DUKE <i>GREEN PARTY</i>	15	2.46%
AL GORE and JOE LIEBERMAN <i>DEMOCRATIC PARTY</i>	126	20.69%
GEORGE W. BUSH and DICK CHENEY <i>REPUBLICAN PARTY</i>	460	75.53%
HARRY BROWNE and ART OLIVIER <i>LIBERTARIAN PARTY</i>	3	0.49%
HOWARD PHILLIPS and J. CURTIS FRAZIER <i>CONSTITUTION PARTY</i>	3	0.49%
JOHN HAGELIN and NAT GOLDBABER <i>NATURAL LAW PARTY</i>	0	0.00%
PAT BUCHANAN and EZOLA FOSTER <i>REFORM PARTY</i>	2	0.33%

UNITED STATES SENATOR

JEFF BINGAMAN <i>DEMOCRATIC PARTY</i>	213	35.38%
BILL REDMOND <i>REPUBLICAN PARTY</i>	389	64.62%
ORLIN G. COLE (Write-In)	0	0.00%

UNITED STATES REPRESENTATIVE

DISTRICT 3

TOM UDALL <i>DEMOCRATIC PARTY</i>	243	40.43%
LISA L. LUTZ <i>REPUBLICAN PARTY</i>	358	59.57%

JUDGE OF THE COURT OF APPEALS

POSITION 1

MANUEL TIJERINA <i>DEMOCRATIC PARTY</i>	134	23.34%
JONATHAN B. SUTIN <i>REPUBLICAN PARTY</i>	440	76.66%

JUDGE OF THE COURT OF APPEALS

POSITION 2

CYNTHIA A. FRY <i>DEMOCRATIC PARTY</i>	169	29.29%
RODERICK T. KENNEDY <i>REPUBLICAN PARTY</i>	408	70.71%

JUDGE OF THE COURT OF APPEALS

POSITION 3

MARVIN H. GLADSTONE <i>GREEN PARTY</i>	60	10.60%
IRA ROBINSON <i>DEMOCRATIC PARTY</i>	131	23.14%
T. GLENN ELLINGTON <i>REPUBLICAN PARTY</i>	375	66.25%

JUDGE OF THE COURT OF APPEALS

POSITION 4

CELIA FOY CASTILLO <i>DEMOCRATIC PARTY</i>	147	25.97%
RITA NUNEZ NEUMANN <i>REPUBLICAN PARTY</i>	419	74.03%

STATE SENATOR

DISTRICT 1

WILLIAM E. SHARER <i>REPUBLICAN PARTY</i>	462	84.46%
RONALD E. BARRETT <i>LIBERTARIAN PARTY</i>	85	15.54%

STATE REPRESENTATIVE

DISTRICT 1

JERRY SANDEL <i>DEMOCRATIC PARTY</i>	224	37.09%
JAMES NICHOLAS TINNIN, JR. <i>REPUBLICAN PARTY</i>	380	62.91%

DISTRICT ATTORNEY

11th JUDICIAL DISTRICT - DIVISION 1

JUNE P. STEIN <i>DEMOCRATIC PARTY</i>	210	35.71%
GREGORY M. TUCKER <i>REPUBLICAN PARTY</i>	378	64.29%

COUNTY COMMISSIONER

DISTRICT 4

JACK L. FORTNER <i>REPUBLICAN PARTY</i>	466	81.18%
ROBERT W. ZIESMER <i>LIBERTARIAN PARTY</i>	108	18.82%

COUNTY CLERK

BERNADETTE R. HUSTON-ROLFS <i>DEMOCRATIC PARTY</i>	114	19.49%
FRAN J. HANHARDT <i>REPUBLICAN PARTY</i>	471	80.51%

COUNTY TREASURER

VICKIE I. ROBINSON <i>REPUBLICAN PARTY</i>	537	100.00%
---	-----	---------

Shall PATRICIO M. SERNA be retained as a Justice of the Supreme Court?

YES	334	73.57%
NO	120	26.43%

Shall JOSEPH ALARID be retained as a Judge of the Court of Appeals?

YES	316	69.60%
NO	138	30.40%

Canvass Results For SAN JUAN COUNTY - Legislative District 1

GENERAL ELECTION held on November 7, 2000

Precinct: 042 Registered Voters: 1593

CONSTITUTIONAL AMENDMENT 1		
FOR	273	51.80%
AGAINST	254	48.20%

CONSTITUTIONAL AMENDMENT 2		
FOR	157	28.14%
AGAINST	401	71.86%

BOND QUESTION A		
FOR	332	60.25%
AGAINST	219	39.75%

BOND QUESTION B		
FOR	335	60.80%
AGAINST	216	39.20%

BOND QUESTION C		
FOR	217	40.33%
AGAINST	321	59.67%

Canvass Results For SAN JUAN COUNTY - Legislative District 2

GENERAL ELECTION held on November 7, 2000

Precinct: 043 Registered Voters: 1308

PRESIDENT AND VICE PRESIDENT OF THE UNITED STATES

RALPH NADER and WINONA LA DUKE <small>GREEN PARTY</small>	28	5.34%
AL GORE and JOE LIEBERMAN <small>DEMOCRATIC PARTY</small>	174	33.21%
GEORGE W. BUSH and DICK CHENEY <small>REPUBLICAN PARTY</small>	317	60.50%
HARRY BROWNE and ART OLIVIER <small>LIBERTARIAN PARTY</small>	3	0.57%
HOWARD PHILLIPS and J. CURTIS FRAZIER <small>CONSTITUTION PARTY</small>	0	0.00%
JOHN HAGELIN and NAT GOLDBABER <small>NATURAL LAW PARTY</small>	0	0.00%
PAT BUCHANAN and EZOLA FOSTER <small>REFORM PARTY</small>	2	0.38%

UNITED STATES SENATOR

JEFF BINGAMAN <small>DEMOCRATIC PARTY</small>	253	48.47%
BILL REDMOND <small>REPUBLICAN PARTY</small>	269	51.53%
ORLIN G. COLE (Write-In)	0	0.00%

UNITED STATES REPRESENTATIVE

DISTRICT 3

TOM UDALL <small>DEMOCRATIC PARTY</small>	278	53.67%
LISA L. LUTZ <small>REPUBLICAN PARTY</small>	240	46.33%

JUDGE OF THE COURT OF APPEALS

POSITION 1

MANUEL TIJERINA <small>DEMOCRATIC PARTY</small>	174	34.87%
JONATHAN B. SUTIN <small>REPUBLICAN PARTY</small>	325	65.13%

JUDGE OF THE COURT OF APPEALS

POSITION 2

CYNTHIA A. FRY <small>DEMOCRATIC PARTY</small>	213	42.77%
RODERICK T. KENNEDY <small>REPUBLICAN PARTY</small>	285	57.23%

JUDGE OF THE COURT OF APPEALS

POSITION 3

MARVIN H. GLADSTONE <small>GREEN PARTY</small>	70	14.17%
IRA ROBINSON <small>DEMOCRATIC PARTY</small>	158	31.98%
T. GLENN ELLINGTON <small>REPUBLICAN PARTY</small>	266	53.85%

JUDGE OF THE COURT OF APPEALS

POSITION 4

CELIA FOY CASTILLO <small>DEMOCRATIC PARTY</small>	187	38.09%
RITA NUNEZ NEUMANN <small>REPUBLICAN PARTY</small>	304	61.91%

STATE SENATOR

DISTRICT 1

WILLIAM E. SHARER <small>REPUBLICAN PARTY</small>	367	78.76%
RONALD E. BARRETT <small>LIBERTARIAN PARTY</small>	99	21.24%

STATE REPRESENTATIVE

DISTRICT 2

THOMAS C. TAYLOR <small>REPUBLICAN PARTY</small>	428	99.53%
DESTRI C. GLEIM (Write-In)	2	0.47%

DISTRICT ATTORNEY

11th JUDICIAL DISTRICT - DIVISION 1

JUNE P. STEIN <small>DEMOCRATIC PARTY</small>	213	42.09%
GREGORY M. TUCKER <small>REPUBLICAN PARTY</small>	293	57.91%

COUNTY COMMISSIONER

DISTRICT 4

JACK L. FORTNER <small>REPUBLICAN PARTY</small>	370	76.76%
ROBERT W. ZIESMER <small>LIBERTARIAN PARTY</small>	112	23.24%

COUNTY CLERK

BERNADETTE R. HUSTON-ROLFS <small>DEMOCRATIC PARTY</small>	157	31.40%
FRAN J. HANHARDT <small>REPUBLICAN PARTY</small>	343	68.60%

COUNTY TREASURER

VICKIE I. ROBINSON <small>REPUBLICAN PARTY</small>	440	100.00%
---	-----	---------

Shall PATRICIO M. SERNA be retained as a Justice of the Supreme Court?

YES	297	74.81%
NO	100	25.19%

Shall JOSEPH ALARID be retained as a Judge of the Court of Appeals?

YES	287	72.66%
NO	108	27.34%

Canvass Results For SAN JUAN COUNTY - Legislative District 2

GENERAL ELECTION held on November 7, 2000

Precinct: 043

Registered Voters: 1308

CONSTITUTIONAL AMENDMENT 1

FOR	252	55.14%
AGAINST	205	44.86%

CONSTITUTIONAL AMENDMENT 2

FOR	140	29.17%
AGAINST	340	70.83%

BOND QUESTION A

FOR	293	62.74%
AGAINST	174	37.26%

BOND QUESTION B

FOR	310	65.54%
AGAINST	163	34.46%

BOND QUESTION C

FOR	197	43.11%
AGAINST	260	56.89%

Canvass Results For SAN JUAN COUNTY - Legislative District 2

GENERAL ELECTION held on November 7, 2000

Precinct: **044** Registered Voters: **850**

PRESIDENT AND VICE PRESIDENT OF THE UNITED STATES

RALPH NADER and WINONA LA DUKE	7	1.87%
<i>GREEN PARTY</i>		
AL GORE and JOE LIEBERMAN	105	28.00%
<i>DEMOCRATIC PARTY</i>		
GEORGE W. BUSH and DICK CHENEY	262	69.87%
<i>REPUBLICAN PARTY</i>		
HARRY BROWNE and ART OLIVIER	1	0.27%
<i>LIBERTARIAN PARTY</i>		
HOWARD PHILLIPS and J. CURTIS FRAZIER	1	0.00%
<i>CONSTITUTION PARTY</i>		
JOHN HAGELIN and NAT GOLDBABER	1	0.00%
<i>NATURAL LAW PARTY</i>		
PAT BUCHANAN and EZOLA FOSTER	1	0.00%
<i>REFORM PARTY</i>		

UNITED STATES SENATOR

JEFF BINGAMAN	162	43.43%
<i>DEMOCRATIC PARTY</i>		
BILL REDMOND	211	56.57%
<i>REPUBLICAN PARTY</i>		
ORLIN G. COLE (Write-In)	1	0.00%

UNITED STATES REPRESENTATIVE

DISTRICT 3

TOM UDALL	179	48.64%
<i>DEMOCRATIC PARTY</i>		
LISA L. LUTZ	189	51.36%
<i>REPUBLICAN PARTY</i>		

JUDGE OF THE COURT OF APPEALS

POSITION 1

MANUEL TIJERINA	103	28.85%
<i>DEMOCRATIC PARTY</i>		
JONATHAN B. SUTIN	254	71.15%
<i>REPUBLICAN PARTY</i>		

JUDGE OF THE COURT OF APPEALS

POSITION 2

CYNTHIA A. FRY	137	37.74%
<i>DEMOCRATIC PARTY</i>		
RODERICK T. KENNEDY	226	62.26%
<i>REPUBLICAN PARTY</i>		

JUDGE OF THE COURT OF APPEALS

POSITION 3

MARVIN H. GLADSTONE	20	5.62%
<i>GREEN PARTY</i>		
IRA ROBINSON	123	34.55%
<i>DEMOCRATIC PARTY</i>		
T. GLENN ELLINGTON	213	59.83%
<i>REPUBLICAN PARTY</i>		

JUDGE OF THE COURT OF APPEALS

POSITION 4

CELIA FOY CASTILLO	119	33.71%
<i>DEMOCRATIC PARTY</i>		
RITA NUNEZ NEUMANN	234	66.29%
<i>REPUBLICAN PARTY</i>		

STATE SENATOR

DISTRICT 1

WILLIAM E. SHARER	278	83.23%
<i>REPUBLICAN PARTY</i>		
RONALD E. BARRETT	56	16.77%
<i>LIBERTARIAN PARTY</i>		

STATE REPRESENTATIVE

DISTRICT 2

THOMAS C. TAYLOR	309	99.36%
<i>REPUBLICAN PARTY</i>		
DESTRI C. GLEIM (Write-In)	1	0.64%

DISTRICT ATTORNEY

11th JUDICIAL DISTRICT - DIVISION 1

JUNE P. STEIN	140	38.67%
<i>DEMOCRATIC PARTY</i>		
GREGORY M. TUCKER	222	61.33%
<i>REPUBLICAN PARTY</i>		

COUNTY COMMISSIONER

DISTRICT 5

P. MARK DUNCAN	265	78.64%
<i>REPUBLICAN PARTY</i>		
GARY Z. WOOD	72	21.36%
<i>LIBERTARIAN PARTY</i>		

COUNTY CLERK

BERNADETTE R. HUSTON-ROLFS	92	25.70%
<i>DEMOCRATIC PARTY</i>		
FRAN J. HANHARDT	266	74.30%
<i>REPUBLICAN PARTY</i>		

COUNTY TREASURER

VICKIE I. ROBINSON	319	100.00%
<i>REPUBLICAN PARTY</i>		

Shall PATRICIO M. SERNA be retained as a Justice of the Supreme Court?

YES	192	69.57%
NO	84	30.43%

Shall JOSEPH ALARID be retained as a Judge of the Court of Appeals?

YES	191	69.45%
NO	84	30.55%

Canvass Results For SAN JUAN COUNTY - Legislative District 2

GENERAL ELECTION held on November 7, 2000

Precinct: 044

Registered Voters: 850

CONSTITUTIONAL AMENDMENT 1

FOR	171	54.46%
AGAINST	143	45.54%

CONSTITUTIONAL AMENDMENT 2

FOR	85	25.99%
AGAINST	242	74.01%

BOND QUESTION A

FOR	173	53.23%
AGAINST	152	46.77%

BOND QUESTION B

FOR	175	54.52%
AGAINST	146	45.48%

BOND QUESTION C

FOR	103	32.49%
AGAINST	214	67.51%

Canvass Results For SAN JUAN COUNTY - Legislative District 2

GENERAL ELECTION held on November 7, 2000

Precinct: **045** Registered Voters: **1401**

PRESIDENT AND VICE PRESIDENT OF THE UNITED STATES			
RALPH NADER and WINONA LA DUKE	12	2.32%	GREEN PARTY
AL GORE and JOE LIEBERMAN	159	30.69%	DEMOCRATIC PARTY
GEORGE W. BUSH and DICK CHENEY	336	64.86%	REPUBLICAN PARTY
HARRY BROWNE and ART OLIVIER	4	0.77%	LIBERTARIAN PARTY
HOWARD PHILLIPS and J. CURTIS FRAZIER	1	0.19%	CONSTITUTION PARTY
JOHN HAGELIN and NAT GOLDBABER	0	0.00%	NATURAL LAW PARTY
PAT BUCHANAN and EZOLA FOSTER	6	1.16%	REFORM PARTY

UNITED STATES SENATOR			
JEFF BINGAMAN	228	44.62%	DEMOCRATIC PARTY
BILL REDMOND	283	55.38%	REPUBLICAN PARTY
ORLIN G. COLE (Write-In)	0	0.00%	

UNITED STATES REPRESENTATIVE			
DISTRICT 3			
TOM UDALI	271	53.35%	DEMOCRATIC PARTY
LISA L. LUTZ	237	46.65%	REPUBLICAN PARTY

JUDGE OF THE COURT OF APPEALS			
POSITION 1			
MANUEL TIJERINA	169	34.35%	DEMOCRATIC PARTY
JONATHAN B. SUTIN	323	65.65%	REPUBLICAN PARTY

JUDGE OF THE COURT OF APPEALS			
POSITION 2			
CYNTHIA A. FRY	199	40.53%	DEMOCRATIC PARTY
RODERICK T. KENNEDY	292	59.47%	REPUBLICAN PARTY

JUDGE OF THE COURT OF APPEALS			
POSITION 3			
MARVIN H. GLADSTONE	41	8.45%	GREEN PARTY
IRA ROBINSON	171	35.26%	DEMOCRATIC PARTY
T. GLENN ELLINGTON	273	56.29%	REPUBLICAN PARTY

JUDGE OF THE COURT OF APPEALS			
POSITION 4			
CELIA FOY CASTILLO	185	38.22%	DEMOCRATIC PARTY
RITA NUNEZ NEUMANN	299	61.78%	REPUBLICAN PARTY

STATE SENATOR			
DISTRICT 1			
WILLIAM E. SHARER	334	73.09%	REPUBLICAN PARTY
RONALD E. BARRETT	123	26.91%	LIBERTARIAN PARTY

STATE REPRESENTATIVE			
DISTRICT 2			
THOMAS C. TAYLOR	412	98.10%	REPUBLICAN PARTY
DESTRI C. GLEIM (Write-In)	8	1.90%	

DISTRICT ATTORNEY			
11th JUDICIAL DISTRICT - DIVISION 1			
JUNE P. STEIN	194	38.72%	DEMOCRATIC PARTY
GREGORY M. TUCKER	307	61.28%	REPUBLICAN PARTY

COUNTY COMMISSIONER			
DISTRICT 4			
JACK L. FORTNER	365	77.99%	REPUBLICAN PARTY
ROBERT W. ZIESMER	103	22.01%	LIBERTARIAN PARTY

COUNTY CLERK			
BERNADETTE R. HUSTON-ROLFS	150	30.43%	DEMOCRATIC PARTY
FRAN J. HANHARDT	343	69.57%	REPUBLICAN PARTY

COUNTY TREASURER			
VICKIE I. ROBINSON	419	100.00%	REPUBLICAN PARTY

Shall PATRICIO M. SERNA be retained as a Justice of the Supreme Court?			
YES	293	75.71%	
NO	94	24.29%	

Shall JOSEPH ALARID be retained as a Judge of the Court of Appeals?			
YES	286	74.09%	
NO	100	25.91%	

Canvass Results For SAN JUAN COUNTY - Legislative District 2

GENERAL ELECTION held on November 7, 2000

Precinct: 045

Registered Voters: 1401

CONSTITUTIONAL AMENDMENT 1

FOR	244	56.22%
AGAINST	190	43.78%

CONSTITUTIONAL AMENDMENT 2

FOR	128	28.26%
AGAINST	325	71.74%

BOND QUESTION A

FOR	265	59.42%
AGAINST	181	40.58%

BOND QUESTION B

FOR	260	57.78%
AGAINST	190	42.22%

BOND QUESTION C

FOR	179	40.77%
AGAINST	260	59.23%

Canvass Results For SAN JUAN COUNTY - Legislative District 2

GENERAL ELECTION held on November 7, 2000

Precinct: **046**

Registered Voters: **841**

PRESIDENT AND VICE PRESIDENT OF THE UNITED STATES

RALPH NADER and WINONA LA DUKE <i>GREEN PARTY</i>	1	1.88%
AL GORE and JOE LIEBERMAN <i>DEMOCRATIC PARTY</i>	76	23.82%
GEORGE W. BUSH and DICK CHENEY <i>REPUBLICAN PARTY</i>	232	72.73%
HARRY BROWNE and ART OLIVIER <i>LIBERTARIAN PARTY</i>	1	1.25%
HOWARD PHILLIPS and J. CURTIS FRAZIER <i>CONSTITUTION PARTY</i>	0	0.00%
JOHN HAGELIN and NAT GOLDBABER <i>NATURAL LAW PARTY</i>	1	0.31%
PAT BUCHANAN and EZOLA FOSTER <i>REFORM PARTY</i>	0	0.00%

UNITED STATES SENATOR

JEFF BINGAMAN <i>DEMOCRATIC PARTY</i>	133	42.22%
BILL REDMOND <i>REPUBLICAN PARTY</i>	182	57.78%
ORLIN G. COLE (Write-In)	0	0.00%

UNITED STATES REPRESENTATIVE

DISTRICT 3

TOM UDALL <i>DEMOCRATIC PARTY</i>	139	44.69%
LISA L. LUTZ <i>REPUBLICAN PARTY</i>	172	55.31%

JUDGE OF THE COURT OF APPEALS

POSITION 1

MANUEL TIJERINA <i>DEMOCRATIC PARTY</i>	77	26.10%
JONATHAN B. SUTIN <i>REPUBLICAN PARTY</i>	218	73.90%

JUDGE OF THE COURT OF APPEALS

POSITION 2

CYNTHIA A. FRY <i>DEMOCRATIC PARTY</i>	107	35.55%
RODERICK T. KENNEDY <i>REPUBLICAN PARTY</i>	194	64.45%

JUDGE OF THE COURT OF APPEALS

POSITION 3

MARVIN H. GLADSTONE <i>GREEN PARTY</i>	14	4.70%
IRA ROBINSON <i>DEMOCRATIC PARTY</i>	93	31.21%
T. GLENN ELLINGTON <i>REPUBLICAN PARTY</i>	191	64.09%

JUDGE OF THE COURT OF APPEALS

POSITION 4

CELIA FOY CASTILLO <i>DEMOCRATIC PARTY</i>	94	31.76%
RITA NUNEZ NEUMANN <i>REPUBLICAN PARTY</i>	202	68.24%

STATE SENATOR

DISTRICT 1

WILLIAM E. SHARER <i>REPUBLICAN PARTY</i>	218	78.14%
RONALD E. BARRETT <i>LIBERTARIAN PARTY</i>	61	21.86%

STATE REPRESENTATIVE

DISTRICT 2

THOMAS C. TAYLOR <i>REPUBLICAN PARTY</i>	254	96.58%
DESTRI C. GLEIM (Write-In)	0	3.42%

DISTRICT ATTORNEY

11th JUDICIAL DISTRICT - DIVISION 1

JUNE P. STEIN <i>DEMOCRATIC PARTY</i>	127	41.91%
GREGORY M. TUCKER <i>REPUBLICAN PARTY</i>	176	58.09%

COUNTY COMMISSIONER

DISTRICT 5

P. MARK DUNCAN <i>REPUBLICAN PARTY</i>	208	73.76%
GARY Z. WOOD <i>LIBERTARIAN PARTY</i>	74	26.24%

COUNTY CLERK

BERNADETTE R. HUSTON-ROLFS <i>DEMOCRATIC PARTY</i>	75	24.83%
FRAN J. HANHARDT <i>REPUBLICAN PARTY</i>	227	75.17%

COUNTY TREASURER

VICKIE I. ROBINSON <i>REPUBLICAN PARTY</i>	264	100.00%
--	-----	---------

Shall PATRICIO M. SERNA be retained as a Justice of the Supreme Court?

YES	153	67.70%
NO	73	32.30%

Shall JOSEPH ALARID be retained as a Judge of the Court of Appeals?

YES	149	66.82%
NO	74	33.18%

Canvass Results For SAN JUAN COUNTY - Legislative District 2

GENERAL ELECTION held on November 7, 2000

Precinct: 046

Registered Voters: 841

CONSTITUTIONAL AMENDMENT 1

FOR	130	50.98%
AGAINST	125	49.02%

CONSTITUTIONAL AMENDMENT 2

FOR	61	23.19%
AGAINST	202	76.81%

BOND QUESTION A

FOR	129	49.24%
AGAINST	133	50.76%

BOND QUESTION B

FOR	132	50.19%
AGAINST	131	49.81%

BOND QUESTION C

FOR	80	31.75%
AGAINST	172	68.25%

Canvass Results For SAN JUAN COUNTY - Legislative District 1

GENERAL ELECTION held on November 7, 2000

Precinct: **051** Registered Voters: **522**

PRESIDENT AND VICE PRESIDENT OF THE UNITED STATES

RALPH NADER and WINONA LA DUKE	9	4.35%
GREEN PARTY		
AL GORE and JOE LIEBERMAN	57	27.54%
DEMOCRATIC PARTY		
GEORGE W. BUSH and DICK CHENEY	138	66.67%
REPUBLICAN PARTY		
HARRY BROWNE and ART OLIVIER	1	1.45%
LIBERTARIAN PARTY		
HOWARD PHILLIPS and J. CURTIS FRAZIER	0	0.00%
CONSTITUTION PARTY		
JOHN HAGELIN and NAT GOLDBERGER	0	0.00%
NATURAL LAW PARTY		
PAT BUCHANAN and EZOLA FOSTER	0	0.00%
REFORM PARTY		

UNITED STATES SENATOR

JEFF BINGAMAN	85	41.87%
DEMOCRATIC PARTY		
BILL REDMOND	118	58.13%
REPUBLICAN PARTY		
ORLIN G. COLE (Write-In)	0	0.00%

UNITED STATES REPRESENTATIVE

DISTRICT 3

TOM UDALL	53	48.76%
DEMOCRATIC PARTY		
LISA L. LUTZ	103	51.24%
REPUBLICAN PARTY		

JUDGE OF THE COURT OF APPEALS

POSITION 1

MANUEL TIJERINA	70	35.90%
DEMOCRATIC PARTY		
JONATHAN B. SUTIN	125	64.10%
REPUBLICAN PARTY		

JUDGE OF THE COURT OF APPEALS

POSITION 2

CYNTHIA A. FRY	81	41.54%
DEMOCRATIC PARTY		
RODERICK T. KENNEDY	114	58.46%
REPUBLICAN PARTY		

JUDGE OF THE COURT OF APPEALS

POSITION 3

MARVIN H. GLADSTONE	17	1.95%
GREEN PARTY		
IRA ROBINSON	74	38.95%
DEMOCRATIC PARTY		
T. GLENN ELLINGTON	99	52.11%
REPUBLICAN PARTY		

JUDGE OF THE COURT OF APPEALS

POSITION 4

CELIA FOY CASTILLO	76	39.79%
DEMOCRATIC PARTY		
RITA NUNEZ NEUMANN	115	60.21%
REPUBLICAN PARTY		

STATE SENATOR

DISTRICT 1

WILLIAM E. SHARER	138	74.59%
REPUBLICAN PARTY		
RONALD E. BARRETT	47	25.41%
LIBERTARIAN PARTY		

STATE REPRESENTATIVE

DISTRICT 1

JERRY SANDEL	77	38.31%
DEMOCRATIC PARTY		
JAMES NICHOLAS TINNIN, JR.	124	61.69%
REPUBLICAN PARTY		

DISTRICT ATTORNEY

11th JUDICIAL DISTRICT - DIVISION 1

JUNE P. STEIN	77	38.50%
DEMOCRATIC PARTY		
GREGORY M. TUCKER	123	61.50%
REPUBLICAN PARTY		

COUNTY COMMISSIONER

DISTRICT 5

P. MARK DUNCAN	129	70.11%
REPUBLICAN PARTY		
GARY Z. WOOD	55	29.89%
LIBERTARIAN PARTY		

COUNTY CLERK

BERNADETTE R. HUSTON-ROLFS	0	34.00%
DEMOCRATIC PARTY		
FRAN J. HANHARDT	132	66.00%
REPUBLICAN PARTY		

COUNTY TREASURER

VICKIE I. ROBINSON	166	100.00%
REPUBLICAN PARTY		

Shall PATRICIO M. SERNA be retained as a Justice of the Supreme Court?

YES	103	67.32%
NO	50	32.68%

Shall JOSEPH ALARID be retained as a Judge of the Court of Appeals?

YES	104	66.24%
NO	53	33.76%

Canvass Results For SAN JUAN COUNTY - Legislative District 1

GENERAL ELECTION held on November 7, 2000

Precinct: 051

Registered Voters: 522

CONSTITUTIONAL AMENDMENT 1

FOR	86	47.25%
AGAINST	96	52.75%

CONSTITUTIONAL AMENDMENT 2

FOR	46	24.60%
AGAINST	141	75.40%

BOND QUESTION A

FOR	84	47.19%
AGAINST	94	52.81%

BOND QUESTION B

FOR	86	48.04%
AGAINST	93	51.96%

BOND QUESTION C

FOR	71	39.89%
AGAINST	107	60.11%

Canvass Results For SAN JUAN COUNTY - Legislative District 1

GENERAL ELECTION held on November 7, 2000

Precinct: **052** Registered Voters: **259**

PRESIDENT AND VICE PRESIDENT OF THE UNITED STATES

RALPH NADER and WINONA LA DUKE	2	1.98%
GREEN PARTY		
AL GORE and JOE LIEBERMAN	31	30.69%
DEMOCRATIC PARTY		
GEORGE W. BUSH and DICK CHENEY	63	62.38%
REPUBLICAN PARTY		
HARRY BROWNE and ART OLIVIER	5	4.95%
LIBERTARIAN PARTY		
HOWARD PHILLIPS and J. CURTIS FRAZIER	1	0.00%
CONSTITUTION PARTY		
JOHN HAGELIN and NAT GOLDHABER	1	0.00%
NATURAL LAW PARTY		
PAT BUCHANAN and EZOLA FOSTER	1	0.00%
REFORM PARTY		

UNITED STATES SENATOR

JEFF BINGAMAN	53	53.54%
DEMOCRATIC PARTY		
BILL REDMOND	46	46.46%
REPUBLICAN PARTY		
ORLIN G. COLE (Write-In)	1	0.00%

UNITED STATES REPRESENTATIVE

DISTRICT 3

TOM UDALL	58	59.18%
DEMOCRATIC PARTY		
LISA L. LUTZ	40	40.82%
REPUBLICAN PARTY		

JUDGE OF THE COURT OF APPEALS

POSITION 1

MANUEL TIJERINA	38	41.76%
DEMOCRATIC PARTY		
JONATHAN B. SUTIN	53	58.24%
REPUBLICAN PARTY		

JUDGE OF THE COURT OF APPEALS

POSITION 2

CYNTHIA A. FRY	37	40.22%
DEMOCRATIC PARTY		
RODERICK T. KENNEDY	55	59.78%
REPUBLICAN PARTY		

JUDGE OF THE COURT OF APPEALS

POSITION 3

MARVIN H. GLADSTONE	11	12.09%
GREEN PARTY		
IRA ROBINSON	32	35.16%
DEMOCRATIC PARTY		
T. GLENN ELLINGTON	48	52.75%
REPUBLICAN PARTY		

JUDGE OF THE COURT OF APPEALS

POSITION 4

CELIA FOY CASTILLO	35	38.46%
DEMOCRATIC PARTY		
RITA NUNEZ NEUMANN	56	61.54%
REPUBLICAN PARTY		

STATE SENATOR

DISTRICT 1

WILLIAM E. SHARER	65	74.71%
REPUBLICAN PARTY		
RONALD E. BARRETT	22	25.29%
LIBERTARIAN PARTY		

STATE REPRESENTATIVE

DISTRICT 1

JERRY SANDEL	48	48.00%
DEMOCRATIC PARTY		
JAMES NICHOLAS TINNIN, JR.	52	52.00%
REPUBLICAN PARTY		

DISTRICT ATTORNEY

11th JUDICIAL DISTRICT - DIVISION 1

JUNE P. STEIN	43	44.79%
DEMOCRATIC PARTY		
GREGORY M. TUCKER	53	55.21%
REPUBLICAN PARTY		

COUNTY COMMISSIONER

DISTRICT 5

P. MARK DUNCAN	62	11.1%
REPUBLICAN PARTY		
GARY Z. WOOD	28	31.11%
LIBERTARIAN PARTY		

COUNTY CLERK

BERNADETTE R. HUSTON-ROLFS	38	40.43%
DEMOCRATIC PARTY		
FRAN J. HANHARDT	56	59.57%
REPUBLICAN PARTY		

COUNTY TREASURER

VICKIE I. ROBINSON	84	100.00%
REPUBLICAN PARTY		

Shall PATRICIO M. SERNA be retained as a Justice of the Supreme Court?

YES	50	69.44%
NO	22	30.56%

Shall JOSEPH ALARID be retained as a Judge of the Court of Appeals?

YES	51	68.00%
NO	24	32.00%

Canvass Results For SAN JUAN COUNTY - Legislative District 1

GENERAL ELECTION held on November 7, 2000

Precinct: **052**

Registered Voters: **259**

CONSTITUTIONAL AMENDMENT 1

FOR	54	58.70%
AGAINST	38	41.30%

CONSTITUTIONAL AMENDMENT 2

FOR	34	36.56%
AGAINST	59	63.44%

BOND QUESTION A

FOR	55	61.11%
AGAINST	35	38.89%

BOND QUESTION B

FOR	49	53.85%
AGAINST	42	46.15%

BOND QUESTION C

FOR	30	34.88%
AGAINST	56	65.12%

Canvass Results For SAN JUAN COUNTY - Legislative District 2

GENERAL ELECTION held on November 7, 2000

Precinct: **053** Registered Voters: **814**

PRESIDENT AND VICE PRESIDENT OF THE UNITED STATES

RALPH NADER and WINONA LA DUKE <i>GREEN PARTY</i>	7	2.36%
AL GORE and JOE LIEBERMAN <i>DEMOCRATIC PARTY</i>	117	30.63%
GEORGE W. BUSH and DICK CHENEY <i>REPUBLICAN PARTY</i>	252	65.97%
HARRY BROWNE and ART OLIVIER <i>LIBERTARIAN PARTY</i>	2	0.79%
HOWARD PHILLIPS and J. CURTIS FRAZIER <i>CONSTITUTION PARTY</i>	0	0.00%
JOHN HAGELIN and NAT GOLDBABER <i>NATURAL LAW PARTY</i>	0	0.00%
PAT BUCHANAN and EZOLA FOSTER <i>REFORM PARTY</i>	1	0.26%

UNITED STATES SENATOR

JEFF BINGAMAN <i>DEMOCRATIC PARTY</i>	161	43.05%
BILL REDMOND <i>REPUBLICAN PARTY</i>	213	56.95%
ORLIN G. COLE (Write-In)	0	0.00%

UNITED STATES REPRESENTATIVE

DISTRICT 3		
TOM UDALL <i>DEMOCRATIC PARTY</i>	189	50.94%
LISA L. LUTZ <i>REPUBLICAN PARTY</i>	182	49.06%

JUDGE OF THE COURT OF APPEALS

POSITION 1		
MANUEL TIJERINA <i>DEMOCRATIC PARTY</i>	124	35.53%
JONATHAN B. SUTIN <i>REPUBLICAN PARTY</i>	225	64.47%

JUDGE OF THE COURT OF APPEALS

POSITION 2		
CYNTHIA A. FRY <i>DEMOCRATIC PARTY</i>	138	39.20%
RODERICK T. KENNEDY <i>REPUBLICAN PARTY</i>	214	60.80%

JUDGE OF THE COURT OF APPEALS

POSITION 3		
MARVIN H. GLADSTONE <i>GREEN PARTY</i>	27	7.92%
IRA ROBINSON <i>DEMOCRATIC PARTY</i>	118	34.60%
T. GLENN ELLINGTON <i>REPUBLICAN PARTY</i>	196	57.48%

JUDGE OF THE COURT OF APPEALS

POSITION 4		
CELIA FOY CASTILLO <i>DEMOCRATIC PARTY</i>	117	34.62%
RITA NUNEZ NEUMANN <i>REPUBLICAN PARTY</i>	221	65.38%

STATE SENATOR

DISTRICT 2		
DARLA WHITNEY-WELLES <i>DEMOCRATIC PARTY</i>	113	30.46%
ALLEN V. HURT <i>REPUBLICAN PARTY</i>	258	69.54%

STATE REPRESENTATIVE

DISTRICT 2		
THOMAS C. TAYLOR <i>REPUBLICAN PARTY</i>	286	97.61%
DESTRI C. GLEIM (Write-In)	1	2.39%

DISTRICT ATTORNEY

11th JUDICIAL DISTRICT - DIVISION 1		
JUNE P. STEIN <i>DEMOCRATIC PARTY</i>	138	37.60%
GREGORY M. TUCKER <i>REPUBLICAN PARTY</i>	229	62.40%

MAGISTRATE JUDGE

DIVISION 4		
LONNIE L. VALENCIA <i>REPUBLICAN PARTY</i>	284	100.00%
WILMA R. CHARLEY (Write-In)	0	0.00%
VICTORIA R. YAZZIE (Write-In)	0	0.00%

COUNTY COMMISSIONER

DISTRICT 5		
P. MARK DUNCAN <i>REPUBLICAN PARTY</i>	248	77.26%
GARY Z. WOOD <i>LIBERTARIAN PARTY</i>	73	22.74%

COUNTY CLERK

BERNADETTE R. HUSTON-ROLFS <i>DEMOCRATIC PARTY</i>	108	30.42%
FRAN J. HANHARDT <i>REPUBLICAN PARTY</i>	247	69.58%

COUNTY TREASURER

VICKIE I. ROBINSON <i>REPUBLICAN PARTY</i>	285	100.00%
---	-----	---------

Shall PATRICIO M. SERNA be retained as a Justice of the Supreme Court?

YES	179	68.85%
NO	81	31.15%

Canvass Results For SAN JUAN COUNTY - Legislative District 2

GENERAL ELECTION held on November 7, 2000

Precinct: 053

Registered Voters: 814

Shall JOSEPH ALARID be retained as a Judge of the Court of Appeals?

YES	177	68.34%
NO	82	31.66%

CONSTITUTIONAL AMENDMENT 1

FOR	127	40.45%
AGAINST	187	59.55%

CONSTITUTIONAL AMENDMENT 2

FOR	82	25.39%
AGAINST	241	74.61%

BOND QUESTION A

FOR	157	48.76%
AGAINST	165	51.24%

BOND QUESTION B

FOR	144	45.71%
AGAINST	171	54.29%

BOND QUESTION C

FOR	101	32.69%
AGAINST	208	67.31%

Canvass Results For SAN JUAN COUNTY - Legislative District 2

GENERAL ELECTION held on November 7, 2000

Precinct: 054

Registered Voters: 605

PRESIDENT AND VICE PRESIDENT OF THE UNITED STATES

RALPH NADER and WINONA LA DUKE	1	3.26%
GREEN PARTY		
AL GORE and JOE LIEBERMAN	67	31.16%
DEMOCRATIC PARTY		
GEORGE W. BUSH and DICK CHENEY	138	64.19%
REPUBLICAN PARTY		
HARRY BROWNE and ART OLIVIER	1	0.00%
LIBERTARIAN PARTY		
HOWARD PHILLIPS and J. CURTIS FRAZIER	1	0.00%
CONSTITUTION PARTY		
JOHN HAGELIN and NAT GOLDBABER	1	0.00%
NATURAL LAW PARTY		
PAT BUCHANAN and EZOLA FOSTER	1	1.40%
REFORM PARTY		

UNITED STATES SENATOR

JEFF BINGAMAN	92	43.19%
DEMOCRATIC PARTY		
BILL REDMOND	121	56.81%
REPUBLICAN PARTY		
ORLIN G. COLE (Write-In)	1	0.00%

UNITED STATES REPRESENTATIVE

DISTRICT 3

TOM UDALL	104	48.60%
DEMOCRATIC PARTY		
LISA L. LUTZ	110	51.40%
REPUBLICAN PARTY		

JUDGE OF THE COURT OF APPEALS

POSITION 1

MANUEL TIJERINA	65	31.86%
DEMOCRATIC PARTY		
JONATHAN B. SUTIN	139	68.14%
REPUBLICAN PARTY		

JUDGE OF THE COURT OF APPEALS

POSITION 2

CYNTHIA A. FRY	82	40.20%
DEMOCRATIC PARTY		
RODERICK T. KENNEDY	122	59.80%
REPUBLICAN PARTY		

JUDGE OF THE COURT OF APPEALS

POSITION 3

MARVIN H. GLADSTONE	22	10.89%
GREEN PARTY		
IRA ROBINSON	67	33.17%
DEMOCRATIC PARTY		
T. GLENN ELLINGTON	113	55.94%
REPUBLICAN PARTY		

JUDGE OF THE COURT OF APPEALS

POSITION 4

CELIA FOY CASTILLO	70	35.53%
DEMOCRATIC PARTY		
RITA NUNEZ NEUMANN	127	64.47%
REPUBLICAN PARTY		

STATE SENATOR

DISTRICT 1

WILLIAM E. SHARER	151	77.84%
REPUBLICAN PARTY		
RONALD E. BARRETT	43	22.16%
LIBERTARIAN PARTY		

STATE REPRESENTATIVE

DISTRICT 2

THOMAS C. TAYLOR	173	97.74%
REPUBLICAN PARTY		
DESTRI C. GLEIM (Write-In)	1	2.26%

DISTRICT ATTORNEY

11th JUDICIAL DISTRICT - DIVISION 1

JUNE P. STEIN	82	39.23%
DEMOCRATIC PARTY		
GREGORY M. TUCKER	127	60.77%
REPUBLICAN PARTY		

COUNTY COMMISSIONER

DISTRICT 5

P. MARK DUNCAN	142	72.82%
REPUBLICAN PARTY		
GARY Z. WOOD	53	27.18%
LIBERTARIAN PARTY		

COUNTY CLERK

BERNADETTE R. HUSTON-ROLFS	60	28.85%
DEMOCRATIC PARTY		
FRAN J. HANHARDT	148	71.15%
REPUBLICAN PARTY		

COUNTY TREASURER

VICKIE I. ROBINSON	175	100.00%
REPUBLICAN PARTY		

Shall PATRICIO M. SERNA be retained as a Justice of the Supreme Court?

YES	112	74.17%
NO	39	25.83%

Shall JOSEPH ALARID be retained as a Judge of the Court of Appeals?

YES	104	70.27%
NO	44	29.73%

Canvass Results For SAN JUAN COUNTY - Legislative District 2

GENERAL ELECTION held on November 7, 2000

Precinct: 054

Registered Voters: 605

CONSTITUTIONAL AMENDMENT 1

FOR	95	52.78%
AGAINST	85	47.22%

CONSTITUTIONAL AMENDMENT 2

FOR	51	26.42%
AGAINST	142	73.58%

BOND QUESTION A

FOR	116	63.39%
AGAINST	67	36.61%

BOND QUESTION B

FOR	118	63.44%
AGAINST	68	36.56%

BOND QUESTION C

FOR	81	44.75%
AGAINST	100	55.25%

Canvass Results For SAN JUAN COUNTY - Legislative District 2

GENERAL ELECTION held on November 7, 2000

Precinct: 055

Registered Voters: 777

PRESIDENT AND VICE PRESIDENT OF THE UNITED STATES

RALPH NADER and WINONA LA DUKE	13	4.01%
GREEN PARTY		
AL GORE and JOE LIEBERMAN	130	40.12%
DEMOCRATIC PARTY		
GEORGE W. BUSH and DICK CHENEY	477	55.56%
REPUBLICAN PARTY		
HARRY BROWNE and ART OLIVIER	0	0.00%
LIBERTARIAN PARTY		
HOWARD PHILLIPS and J. CURTIS FRAZIER	0	0.00%
CONSTITUTION PARTY		
JOHN HAGELIN and NAT GOLDHABER	0	0.00%
NATURAL LAW PARTY		
PAT BUCHANAN and EZOLA FOSTER	1	0.31%
REFORM PARTY		

UNITED STATES SENATOR

JEFF BINGAMAN	177	55.66%
DEMOCRATIC PARTY		
BILL REDMOND	141	44.34%
REPUBLICAN PARTY		
ORLIN G. COLE (Write-In)	0	0.00%

UNITED STATES REPRESENTATIVE

DISTRICT 3

TOM UDALL	181	57.10%
DEMOCRATIC PARTY		
LISA L. LUTZ	136	42.90%
REPUBLICAN PARTY		

JUDGE OF THE COURT OF APPEALS

POSITION 1

MANUEL TIJERINA	143	46.13%
DEMOCRATIC PARTY		
JONATHAN B. SUTIN	167	53.87%
REPUBLICAN PARTY		

JUDGE OF THE COURT OF APPEALS

POSITION 2

CYNTHIA A. FRY	154	49.68%
DEMOCRATIC PARTY		
RODERICK T. KENNEDY	156	50.32%
REPUBLICAN PARTY		

JUDGE OF THE COURT OF APPEALS

POSITION 3

MARVIN H. GLADSTONE	34	11.07%
GREEN PARTY		
IRA ROBINSON	132	43.00%
DEMOCRATIC PARTY		
T. GLENN ELLINGTON	141	45.93%
REPUBLICAN PARTY		

JUDGE OF THE COURT OF APPEALS

POSITION 4

CELIA FOY CASTILLO	148	49.33%
DEMOCRATIC PARTY		
RITA NUNEZ NEUMANN	152	50.67%
REPUBLICAN PARTY		

STATE SENATOR

DISTRICT 2

DARLA WHITNEY-WELLES	138	44.95%
DEMOCRATIC PARTY		
ALLEN V. HURT	169	55.05%
REPUBLICAN PARTY		

STATE REPRESENTATIVE

DISTRICT 2

THOMAS C. TAYLOR	230	100.00%
REPUBLICAN PARTY		
DESTRI C. GLEIM (Write-In)	0	0.00%

DISTRICT ATTORNEY

11th JUDICIAL DISTRICT - DIVISION 1

JUNE P. STEIN	140	45.02%
DEMOCRATIC PARTY		
GREGORY M. TUCKER	171	54.98%
REPUBLICAN PARTY		

MAGISTRATE JUDGE

DIVISION 4

LONNIE L. VALENCIA	244	100.00%
REPUBLICAN PARTY		
WILMA R. CHARLEY (Write-In)	0	0.00%
VICTORIA R. YAZZIE (Write-In)	0	0.00%

COUNTY COMMISSIONER

DISTRICT 5

P. MARK DUNCAN	178	68.20%
REPUBLICAN PARTY		
GARY Z. WOOD	83	31.80%
LIBERTARIAN PARTY		

COUNTY CLERK

BERNADETTE R. HUSTON-ROLFS	134	43.37%
DEMOCRATIC PARTY		
FRAN J. HANHARDT	175	56.63%
REPUBLICAN PARTY		

COUNTY TREASURER

VICKIE I. ROBINSON	234	100.00%
REPUBLICAN PARTY		

Shall PATRICIO M. SERNA be retained as a Justice of the Supreme Court?

YES	155	67.39%
NO	75	32.61%

Canvass Results For SAN JUAN COUNTY - Legislative District 2

GENERAL ELECTION held on November 7, 2000

Precinct: **055**

Registered Voters: **777**

Shall JOSEPH ALARID be retained as a Judge of the Court of Appeals?

YES	154	66.96%
NO	76	33.04%

CONSTITUTIONAL AMENDMENT 1

FOR	135	50.56%
AGAINST	132	49.44%

CONSTITUTIONAL AMENDMENT 2

FOR	84	31.00%
AGAINST	187	69.00%

BOND QUESTION A

FOR	151	56.13%
AGAINST	118	43.87%

BOND QUESTION B

FOR	143	53.16%
AGAINST	126	46.84%

BOND QUESTION C

FOR	101	37.97%
AGAINST	165	62.03%

Canvass Results For SAN JUAN COUNTY - Legislative District 2

GENERAL ELECTION held on November 7, 2000

Precinct: **056** Registered Voters: **748**

PRESIDENT AND VICE PRESIDENT OF THE UNITED STATES

RALPH NADER and WINONA LA DUKE <i>GREEN PARTY</i>	10	3.50%
AL GORE and JOE LIEBERMAN <i>DEMOCRATIC PARTY</i>	82	28.67%
GEORGE W. BUSH and DICK CHENEY <i>REPUBLICAN PARTY</i>	191	66.78%
HARRY BROWNE and ART OLIVIER <i>LIBERTARIAN PARTY</i>	2	0.70%
HOWARD PHILLIPS and J. CURTIS FRAZIER <i>CONSTITUTION PARTY</i>	1	0.00%
JOHN HAGELIN and NAT GOLDBABER <i>NATURAL LAW PARTY</i>	1	0.00%
PAT BUCHANAN and EZOLA FOSTER <i>REFORM PARTY</i>	1	0.35%

UNITED STATES SENATOR

JEFF BINGAMAN <i>DEMOCRATIC PARTY</i>	124	43.51%
BILL REDMOND <i>REPUBLICAN PARTY</i>	161	56.49%
ORLIN G. COLE (Write-In)	1	0.00%

UNITED STATES REPRESENTATIVE

DISTRICT 3

TOM UDALL <i>DEMOCRATIC PARTY</i>	141	49.65%
LISA L. LUTZ <i>REPUBLICAN PARTY</i>	143	50.35%

JUDGE OF THE COURT OF APPEALS

POSITION 1

MANUEL TIJERINA <i>DEMOCRATIC PARTY</i>	95	33.81%
JONATHAN B. SUTIN <i>REPUBLICAN PARTY</i>	186	66.19%

JUDGE OF THE COURT OF APPEALS

POSITION 2

CYNTHIA A. FRY <i>DEMOCRATIC PARTY</i>	107	37.81%
RODERICK T. KENNEDY <i>REPUBLICAN PARTY</i>	176	62.19%

JUDGE OF THE COURT OF APPEALS

POSITION 3

MARVIN H. GLADSTONE <i>GREEN PARTY</i>	29	10.25%
IRA ROBINSON <i>DEMOCRATIC PARTY</i>	95	33.57%
T. GLENN ELLINGTON <i>REPUBLICAN PARTY</i>	159	56.18%

JUDGE OF THE COURT OF APPEALS

POSITION 4

CELIA FOY CASTILLO <i>DEMOCRATIC PARTY</i>	102	36.56%
RITA NUNEZ NEUMANN <i>REPUBLICAN PARTY</i>	177	63.44%

STATE SENATOR

DISTRICT 2

DARLA WHITNEY-WELLES <i>DEMOCRATIC PARTY</i>	92	32.39%
ALLEN V. HURT <i>REPUBLICAN PARTY</i>	192	67.61%

STATE REPRESENTATIVE

DISTRICT 2

THOMAS C. TAYLOR <i>REPUBLICAN PARTY</i>	244	100.00%
DESTRI C. GLEIM (Write-In)	1	0.00%

DISTRICT ATTORNEY

11th JUDICIAL DISTRICT - DIVISION 1

JUNE P. STEIN <i>DEMOCRATIC PARTY</i>	104	36.88%
GREGORY M. TUCKER <i>REPUBLICAN PARTY</i>	178	63.12%

MAGISTRATE JUDGE

DIVISION 4

LONNIE L. VALENCIA <i>REPUBLICAN PARTY</i>	242	98.78%
WILMA R. CHARLEY (Write-In)	0	0.00%
VICTORIA R. YAZZIE (Write-In)	3	1.22%

COUNTY CLERK

BERNADETTE R. HUSTON-ROLFS <i>DEMOCRATIC PARTY</i>	83	29.43%
FRAN J. HANHARDT <i>REPUBLICAN PARTY</i>	199	70.57%

COUNTY TREASURER

VICKIE I. ROBINSON <i>REPUBLICAN PARTY</i>	248	100.00%
---	-----	---------

Shall PATRICIO M. SERNA be retained as a Justice of the Supreme Court?

YES	174	78.03%
NO	49	21.97%

Shall JOSEPH ALARID be retained as a Judge of the Court of Appeals?

YES	164	73.87%
NO	58	26.13%

Canvass Results For SAN JUAN COUNTY - Legislative District 2

GENERAL ELECTION held on November 7, 2000

Precinct: **056**

Registered Voters: **748**

CONSTITUTIONAL AMENDMENT 1

FOR	126	50.20%
AGAINST	125	49.80%

CONSTITUTIONAL AMENDMENT 2

FOR	89	35.04%
AGAINST	165	64.96%

BOND QUESTION A

FOR	148	58.27%
AGAINST	106	41.73%

BOND QUESTION B

FOR	146	56.59%
AGAINST	112	43.41%

BOND QUESTION C

FOR	100	39.06%
AGAINST	156	60.94%

Canvass Results For SAN JUAN COUNTY - Legislative District 1

GENERAL ELECTION held on November 7, 2000

Precinct: **057** Registered Voters: **386**

PRESIDENT AND VICE PRESIDENT OF THE UNITED STATES

RALPH NADER and WINONA LA DUKE <i>GREEN PARTY</i>	1	0.74%
AL GORE and JOE LIEBERMAN <i>DEMOCRATIC PARTY</i>	61	44.85%
GEORGE W. BUSH and DICK CHENEY <i>REPUBLICAN PARTY</i>	72	52.94%
HARRY BROWNE and ART OLIVIER <i>LIBERTARIAN PARTY</i>	1	0.74%
HOWARD PHILLIPS and J. CURTIS FRAZIER <i>CONSTITUTION PARTY</i>	1	0.00%
JOHN HAGELIN and NAT GOLDBERGER <i>NATURAL LAW PARTY</i>	0	0.00%
PAT BUCHANAN and EZOLA FOSTER <i>REFORM PARTY</i>	1	0.74%

UNITED STATES SENATOR

JEFF BINGAMAN <i>DEMOCRATIC PARTY</i>	63	52.71%
BILL REDMOND <i>REPUBLICAN PARTY</i>	61	47.29%
ORLIN G. COLE (Write-In)	0	0.00%

UNITED STATES REPRESENTATIVE

DISTRICT 3

TOM UDALL <i>DEMOCRATIC PARTY</i>	75	60.48%
LISA L. LUTZ <i>REPUBLICAN PARTY</i>	49	39.52%

JUDGE OF THE COURT OF APPEALS

POSITION 1

MANUEL TIJERINA <i>DEMOCRATIC PARTY</i>	63	50.00%
JONATHAN B. SUTIN <i>REPUBLICAN PARTY</i>	63	50.00%

JUDGE OF THE COURT OF APPEALS

POSITION 2

CYNTHIA A. FRY <i>DEMOCRATIC PARTY</i>	63	50.40%
RODERICK T. KENNEDY <i>REPUBLICAN PARTY</i>	62	49.60%

JUDGE OF THE COURT OF APPEALS

POSITION 3

MARVIN H. GLADSTONE <i>GREEN PARTY</i>	12	9.84%
IRA ROBINSON <i>DEMOCRATIC PARTY</i>	59	48.36%
T. GLENN ELLINGTON <i>REPUBLICAN PARTY</i>	51	41.80%

JUDGE OF THE COURT OF APPEALS

POSITION 4

CELIA FOY CASTILLO <i>DEMOCRATIC PARTY</i>	66	55.46%
RITA NUNEZ NEUMANN <i>REPUBLICAN PARTY</i>	53	44.54%

STATE SENATOR

DISTRICT 1

WILLIAM E. SHARER <i>REPUBLICAN PARTY</i>	76	73.08%
RONALD E. BARRETT <i>LIBERTARIAN PARTY</i>	28	26.92%

STATE REPRESENTATIVE

DISTRICT 1

JERRY SANDEL <i>DEMOCRATIC PARTY</i>	70	53.03%
JAMES NICHOLAS TINNIN, JR. <i>REPUBLICAN PARTY</i>	62	46.97%

DISTRICT ATTORNEY

11th JUDICIAL DISTRICT - DIVISION 1

JUNE P. STEIN <i>DEMOCRATIC PARTY</i>	65	50.78%
GREGORY M. TUCKER <i>REPUBLICAN PARTY</i>	63	49.22%

MAGISTRATE JUDGE

DIVISION 4

LONNIE L. VALENCIA <i>REPUBLICAN PARTY</i>	102	100.00%
WILMA R. CHARLEY (Write-In)	0	0.00%
VICTORIA R. YAZZIE (Write-In)	0	0.00%

COUNTY CLERK

BERNADETTE R. HUSTON-ROLFS <i>DEMOCRATIC PARTY</i>	61	48.41%
FRAN J. HANHARDT <i>REPUBLICAN PARTY</i>	65	51.59%

COUNTY TREASURER

VICKIE I. ROBINSON <i>REPUBLICAN PARTY</i>	97	100.00%
---	----	---------

Shall PATRICIO M. SERNA be retained as a Justice of the Supreme Court?

YES	60	65.22%
NO	32	34.78%

Shall JOSEPH ALARID be retained as a Judge of the Court of Appeals?

YES	56	63.64%
NO	32	36.36%

Canvass Results For SAN JUAN COUNTY - Legislative District 1

GENERAL ELECTION held on November 7, 2000

Precinct: 057

Registered Voters: 386

CONSTITUTIONAL AMENDMENT 1

FOR	46	46.00%
AGAINST	54	54.00%

CONSTITUTIONAL AMENDMENT 2

FOR	38	38.00%
AGAINST	62	62.00%

BOND QUESTION A

FOR	59	55.66%
AGAINST	47	44.34%

BOND QUESTION B

FOR	47	47.96%
AGAINST	51	52.04%

BOND QUESTION C

FOR	39	38.24%
AGAINST	63	61.76%

Canvass Results For SAN JUAN COUNTY - Legislative District 1

GENERAL ELECTION held on November 7, 2000

Precinct: **058** Registered Voters: **1037**

PRESIDENT AND VICE PRESIDENT OF THE UNITED STATES			
RALPH NADER and WINONA LA DUKE	17	5.07%	GREEN PARTY
AL GORE and JOE LIEBERMAN	115	34.33%	DEMOCRATIC PARTY
GEORGE W. BUSH and DICK CHENEY	199	59.40%	REPUBLICAN PARTY
HARRY BROWNE and ART OLIVIER	1	0.30%	LIBERTARIAN PARTY
HOWARD PHILLIPS and J. CURTIS FRAZIER	0	0.00%	CONSTITUTION PARTY
JOHN HAGELIN and NAT GOLDBERGER	0	0.00%	NATURAL LAW PARTY
PAT BUCHANAN and EZOLA FOSTER	1	0.90%	REFORM PARTY

UNITED STATES SENATOR			
JEFF BINGAMAN	160	48.93%	DEMOCRATIC PARTY
BILL REDMOND	167	51.07%	REPUBLICAN PARTY
ORLIN G. COLE (Write-In)	0	0.00%	

UNITED STATES REPRESENTATIVE DISTRICT 3			
TOM UDALL	172	53.09%	DEMOCRATIC PARTY
LISA L. LUTZ	152	46.91%	REPUBLICAN PARTY

JUDGE OF THE COURT OF APPEALS POSITION 1			
MANUEL TIJERINA	122	39.61%	DEMOCRATIC PARTY
JONATHAN B. SUTIN	123	60.39%	REPUBLICAN PARTY

JUDGE OF THE COURT OF APPEALS POSITION 2			
CYNTHIA A. FRY	123	40.07%	DEMOCRATIC PARTY
RODERICK T. KENNEDY	184	59.93%	REPUBLICAN PARTY

JUDGE OF THE COURT OF APPEALS POSITION 3			
MARVIN H. GLADSTONE	37	12.09%	GREEN PARTY
IRA ROBINSON	118	38.56%	DEMOCRATIC PARTY
T. GLENN ELLINGTON	151	49.35%	REPUBLICAN PARTY

JUDGE OF THE COURT OF APPEALS POSITION 4			
CELIA FOY CASTILLO	130	42.90%	DEMOCRATIC PARTY
RITA NUNEZ NEUMANN	173	57.10%	REPUBLICAN PARTY

STATE SENATOR DISTRICT 1			
WILLIAM E. SHARER	209	76.84%	REPUBLICAN PARTY
RONALD E. BARRETT	63	23.16%	LIBERTARIAN PARTY

STATE REPRESENTATIVE DISTRICT 1			
JERRY SANDEL	152	46.91%	DEMOCRATIC PARTY
JAMES NICHOLAS TINNIN, JR.	172	53.09%	REPUBLICAN PARTY

DISTRICT ATTORNEY 11th JUDICIAL DISTRICT - DIVISION 1			
JUNE P. STEIN	145	45.89%	DEMOCRATIC PARTY
GREGORY M. TUCKER	171	54.11%	REPUBLICAN PARTY

MAGISTRATE JUDGE DIVISION 4			
LONNIE L. VALENCIA	255	99.61%	REPUBLICAN PARTY
WILMA R. CHARLEY (Write-In)	1	0.39%	
VICTORIA R. YAZZIE (Write-In)	0	0.00%	

COUNTY CLERK			
BERNADETTE R. HUSTON-ROLFS	108	35.29%	DEMOCRATIC PARTY
FRAN J. HANHARDT	196	64.71%	REPUBLICAN PARTY

COUNTY TREASURER			
VICKIE I. ROBINSON	252	100.00%	REPUBLICAN PARTY

Shall PATRICIO M. SERNA be retained as a Justice of the Supreme Court?			
YES	162	71.37%	
NO	65	28.63%	

Shall JOSEPH ALARID be retained as a Judge of the Court of Appeals?			
YES	152	67.56%	
NO	73	32.44%	

Canvass Results For SAN JUAN COUNTY - Legislative District 1

GENERAL ELECTION held on November 7, 2000

Precinct: 058

Registered Voters: 1037

CONSTITUTIONAL AMENDMENT 1

FOR	140	52.63%
AGAINST	126	47.37%

CONSTITUTIONAL AMENDMENT 2

FOR	96	35.16%
AGAINST	177	64.84%

BOND QUESTION A

FOR	168	61.09%
AGAINST	107	38.91%

BOND QUESTION B

FOR	151	54.91%
AGAINST	124	45.09%

BOND QUESTION C

FOR	101	37.69%
AGAINST	167	62.31%

Canvass Results For SAN JUAN COUNTY - Legislative District 3

GENERAL ELECTION held on November 7, 2000

Precinct: Registered Voters:

PRESIDENT AND VICE PRESIDENT OF THE UNITED STATES			
RALPH NADER and WINONA LA DUKE	<input type="checkbox"/>	3.03%	GREEN PARTY
AL GORE and JOE LIEBERMAN	<input type="checkbox"/> 53	20.08%	DEMOCRATIC PARTY
GEORGE W. BUSH and DICK CHENEY	<input type="checkbox"/> 201	76.14%	REPUBLICAN PARTY
HARRY BROWNE and ART OLIVIER	<input type="checkbox"/> 1	0.38%	LIBERTARIAN PARTY
HOWARD PHILLIPS and J. CURTIS FRAZIER	<input type="checkbox"/>	0.00%	CONSTITUTION PARTY
JOHN HAGELIN and NAT GOLDBABER	<input type="checkbox"/>	0.00%	NATURAL LAW PARTY
PAT BUCHANAN and EZOLA FOSTER	<input type="checkbox"/> 1	0.38%	REFORM PARTY

UNITED STATES SENATOR			
JEFF BINGAMAN	<input type="checkbox"/> 53	34.24%	DEMOCRATIC PARTY
BILL REDMOND	<input type="checkbox"/> 169	65.76%	REPUBLICAN PARTY
ORLIN G. COLE (Write-In)	<input type="checkbox"/>	0.00%	

UNITED STATES REPRESENTATIVE DISTRICT 3			
TOM UDALL	<input type="checkbox"/> 107	41.00%	DEMOCRATIC PARTY
LISA L. LUTZ	<input type="checkbox"/> 154	59.00%	REPUBLICAN PARTY

JUDGE OF THE COURT OF APPEALS POSITION 1			
MANUEL TIJERINA	<input type="checkbox"/> 58	22.66%	DEMOCRATIC PARTY
JONATHAN B. SUTIN	<input type="checkbox"/> 186	77.34%	REPUBLICAN PARTY

JUDGE OF THE COURT OF APPEALS POSITION 2			
CYNTHIA A. FRY	<input type="checkbox"/> 85	32.95%	DEMOCRATIC PARTY
RODERICK T. KENNEDY	<input type="checkbox"/> 173	67.05%	REPUBLICAN PARTY

JUDGE OF THE COURT OF APPEALS POSITION 3			
MARVIN H. GLADSTONE	<input type="checkbox"/> 25	9.84%	GREEN PARTY
IRA ROBINSON	<input type="checkbox"/> 61	24.02%	DEMOCRATIC PARTY
T. GLENN ELLINGTON	<input type="checkbox"/> 168	66.14%	REPUBLICAN PARTY

JUDGE OF THE COURT OF APPEALS POSITION 4			
CELIA FOY CASTILLO	<input type="checkbox"/> 73	28.85%	DEMOCRATIC PARTY
RITA NUNEZ NEUMANN	<input type="checkbox"/> 180	71.15%	REPUBLICAN PARTY

STATE SENATOR DISTRICT 2			
DARLA WHITNEY-WELLES	<input type="checkbox"/> 63	24.23%	DEMOCRATIC PARTY
ALLEN V. HURT	<input type="checkbox"/> 197	75.77%	REPUBLICAN PARTY

STATE REPRESENTATIVE DISTRICT 3			
CLYDE B. VICENTI	<input type="checkbox"/> 42	16.03%	DEMOCRATIC PARTY
SANDRA L. TOWNSEND	<input type="checkbox"/> 220	83.97%	REPUBLICAN PARTY

DISTRICT ATTORNEY 11th JUDICIAL DISTRICT - DIVISION 1			
JUNE P. STEIN	<input type="checkbox"/> 81	30.92%	DEMOCRATIC PARTY
GREGORY M. TUCKER	<input type="checkbox"/> 181	69.08%	REPUBLICAN PARTY

STATE BOARD OF EDUCATION DISTRICT 10			
ALFRED J. HERRERA	<input type="checkbox"/> 164	100.00%	DEMOCRATIC PARTY

COUNTY COMMISSIONER DISTRICT 3			
ERNE B. GARCIA	<input type="checkbox"/> 70	26.62%	DEMOCRATIC PARTY
STEVEN P. NEVILLE	<input type="checkbox"/> 193	73.38%	REPUBLICAN PARTY

COUNTY CLERK			
BERNADETTE R. HUSTON-ROLFS	<input type="checkbox"/> 52	20.00%	DEMOCRATIC PARTY
FRAN J. HANHARDT	<input type="checkbox"/> 208	80.00%	REPUBLICAN PARTY

COUNTY TREASURER			
VICKIE I. ROBINSON	<input type="checkbox"/> 219	100.00%	REPUBLICAN PARTY

Shall PATRICIO M. SERNA be retained as a Justice of the Supreme Court?			
YES	<input type="checkbox"/> 118	65.92%	
NO	<input type="checkbox"/> 61	34.08%	

Canvass Results For SAN JUAN COUNTY - Legislative District 3

GENERAL ELECTION held on November 7, 2000

Precinct: 060

Registered Voters: 623

Shall JOSEPH ALARID be retained as a Judge of the Court of Appeals?

YES	114	63.33%
NO	66	36.67%

CONSTITUTIONAL AMENDMENT 1

FOR	91	40.99%
AGAINST	131	59.01%

CONSTITUTIONAL AMENDMENT 2

FOR	53	23.25%
AGAINST	175	76.75%

BOND QUESTION A

FOR	107	46.93%
AGAINST	121	53.07%

BOND QUESTION B

FOR	115	50.66%
AGAINST	112	49.34%

BOND QUESTION C

FOR	58	26.13%
AGAINST	164	73.87%

Canvass Results For SAN JUAN COUNTY - Legislative District 1

GENERAL ELECTION held on November 7, 2000

Precinct: **061**

Registered Voters: **303**

PRESIDENT AND VICE PRESIDENT OF THE UNITED STATES

RALPH NADER and WINONA LA DUKE <i>GREEN PARTY</i>	5	3.14%
AL GORE and JOE LIEBERMAN <i>DEMOCRATIC PARTY</i>	29	18.24%
GEORGE W. BUSH and DICK CHENEY <i>REPUBLICAN PARTY</i>	125	78.62%
HARRY BROWNE and ART OLIVIER <i>LIBERTARIAN PARTY</i>	0	0.00%
HOWARD PHILLIPS and J. CURTIS FRAZIER <i>CONSTITUTION PARTY</i>	0	0.00%
JOHN HAGELIN and NAT GOLDBABER <i>NATURAL LAW PARTY</i>	0	0.00%
PAT BUCHANAN and EZOLA FOSTER <i>REFORM PARTY</i>	0	0.00%

UNITED STATES SENATOR

JEFF BINGAMAN <i>DEMOCRATIC PARTY</i>	56	35.67%
BILL REDMOND <i>REPUBLICAN PARTY</i>	101	64.33%
ORLIN G. COLE (Write-In)	0	0.00%

UNITED STATES REPRESENTATIVE

DISTRICT 3

TOM UDALL <i>DEMOCRATIC PARTY</i>	65	41.94%
LISA L. LUTZ <i>REPUBLICAN PARTY</i>	90	58.06%

JUDGE OF THE COURT OF APPEALS

POSITION 1

MANUEL TIJERINA <i>DEMOCRATIC PARTY</i>	36	24.16%
JONATHAN B. SUTIN <i>REPUBLICAN PARTY</i>	113	75.84%

JUDGE OF THE COURT OF APPEALS

POSITION 2

CYNTHIA A. FRY <i>DEMOCRATIC PARTY</i>	44	28.95%
RODERICK T. KENNEDY <i>REPUBLICAN PARTY</i>	108	71.05%

JUDGE OF THE COURT OF APPEALS

POSITION 3

MARVIN H. GLADSTONE <i>GREEN PARTY</i>	16	10.81%
IRA ROBINSON <i>DEMOCRATIC PARTY</i>	30	20.27%
T. GLENN ELLINGTON <i>REPUBLICAN PARTY</i>	102	68.92%

JUDGE OF THE COURT OF APPEALS

POSITION 4

CELIA FOY CASTILLO <i>DEMOCRATIC PARTY</i>	40	27.40%
RITA NUNEZ NEUMANN <i>REPUBLICAN PARTY</i>	106	72.60%

STATE SENATOR

DISTRICT 2

DARLA WHITNEY-WELLES <i>DEMOCRATIC PARTY</i>	44	28.57%
ALLEN V. HURT <i>REPUBLICAN PARTY</i>	110	71.43%

STATE REPRESENTATIVE

DISTRICT 1

JERRY SANDEL <i>DEMOCRATIC PARTY</i>	64	41.03%
JAMES NICHOLAS TINNIN, JR. <i>REPUBLICAN PARTY</i>	92	58.97%

DISTRICT ATTORNEY

11th JUDICIAL DISTRICT - DIVISION 1

JUNE P. STEIN <i>DEMOCRATIC PARTY</i>	48	31.58%
GREGORY M. TUCKER <i>REPUBLICAN PARTY</i>	104	68.42%

COUNTY COMMISSIONER

DISTRICT 4

JACK L. FORTNER <i>REPUBLICAN PARTY</i>	115	75.16%
ROBERT W. ZIESMER <i>LIBERTARIAN PARTY</i>	38	24.84%

COUNTY CLERK

BERNADETTE R. HUSTON-ROLFS <i>DEMOCRATIC PARTY</i>	28	18.18%
FRAN J. HANHARDT <i>REPUBLICAN PARTY</i>	126	81.82%

COUNTY TREASURER

VICKIE I. ROBINSON <i>REPUBLICAN PARTY</i>	138	100.00%
--	-----	---------

Shall **PATRICIO M. SERNA** be retained as a Justice of the Supreme Court?

YES	85	70.25%
NO	36	29.75%

Shall **JOSEPH ALARID** be retained as a Judge of the Court of Appeals?

YES	84	70.59%
NO	35	29.41%

Canvass Results For SAN JUAN COUNTY - Legislative District 1

GENERAL ELECTION held on November 7, 2000

Precinct: **061**

Registered Voters: **303**

CONSTITUTIONAL AMENDMENT 1

FOR	64	47.76%
AGAINST	70	52.24%

CONSTITUTIONAL AMENDMENT 2

FOR	22	15.71%
AGAINST	118	84.29%

BOND QUESTION A

FOR	66	47.83%
AGAINST	72	52.17%

BOND QUESTION B

FOR	63	46.32%
AGAINST	73	53.68%

BOND QUESTION C

FOR	43	31.62%
AGAINST	93	68.38%

Canvass Results For SAN JUAN COUNTY - Legislative District 3

GENERAL ELECTION held on November 7, 2000

Precinct: **062** Registered Voters: **864**

PRESIDENT AND VICE PRESIDENT OF THE UNITED STATES

RALPH NADER and WINONA LA DUKE <i>GREEN PARTY</i>	8	3.49%
AL GORE and JOE LIEBERMAN <i>DEMOCRATIC PARTY</i>	64	27.95%
GEORGE W. BUSH and DICK CHENEY <i>REPUBLICAN PARTY</i>	156	68.12%
HARRY BROWNE and ART OLIVIER <i>LIBERTARIAN PARTY</i>	0	0.00%
HOWARD PHILLIPS and J. CURTIS FRAZIER <i>CONSTITUTION PARTY</i>	0	0.00%
JOHN HAGELIN and NAT GOLDBERGER <i>NATURAL LAW PARTY</i>	0	0.00%
PAT BUCHANAN and EZOLA FOSTER <i>REFORM PARTY</i>	1	0.44%

UNITED STATES SENATOR

JEFF BINGAMAN <i>DEMOCRATIC PARTY</i>	86	38.74%
BILL REDMOND <i>REPUBLICAN PARTY</i>	136	61.26%
ORLIN G. COLE (Write-In)	0	0.00%

UNITED STATES REPRESENTATIVE

DISTRICT 3

TOM UDALL <i>DEMOCRATIC PARTY</i>	106	47.75%
LISA L. LUTZ <i>REPUBLICAN PARTY</i>	116	52.25%

JUDGE OF THE COURT OF APPEALS

POSITION 1

MANUEL TIJERINA <i>DEMOCRATIC PARTY</i>	64	29.91%
JONATHAN B. SUTIN <i>REPUBLICAN PARTY</i>	150	70.09%

JUDGE OF THE COURT OF APPEALS

POSITION 2

CYNTHIA A. FRY <i>DEMOCRATIC PARTY</i>	78	37.14%
RODERICK T. KENNEDY <i>REPUBLICAN PARTY</i>	132	62.86%

JUDGE OF THE COURT OF APPEALS

POSITION 3

MARVIN H. GLADSTONE <i>GREEN PARTY</i>	27	12.86%
IRA ROBINSON <i>DEMOCRATIC PARTY</i>	68	32.38%
T. GLENN ELLINGTON <i>REPUBLICAN PARTY</i>	115	54.76%

JUDGE OF THE COURT OF APPEALS

POSITION 4

CELIA FOY CASTILLO <i>DEMOCRATIC PARTY</i>	68	32.08%
RITA NUNEZ NEUMANN <i>REPUBLICAN PARTY</i>	144	67.92%

STATE SENATOR

DISTRICT 2

DARLA WHITNEY-WELLES <i>DEMOCRATIC PARTY</i>	91	40.99%
ALLEN V. HURT <i>REPUBLICAN PARTY</i>	131	59.01%

STATE REPRESENTATIVE

DISTRICT 3

CLYDE B. VICENTI <i>DEMOCRATIC PARTY</i>	53	23.98%
SANDRA L. TOWNSEND <i>REPUBLICAN PARTY</i>	168	76.02%

DISTRICT ATTORNEY

11th JUDICIAL DISTRICT - DIVISION 1

JUNE P. STEIN <i>DEMOCRATIC PARTY</i>	87	40.28%
GREGORY M. TUCKER <i>REPUBLICAN PARTY</i>	129	59.72%

STATE BOARD OF EDUCATION

DISTRICT 10

ALFRED J. HERRERA <i>DEMOCRATIC PARTY</i>	150	100.00%
---	-----	---------

COUNTY COMMISSIONER

DISTRICT 3

ERNE B. GARCIA <i>DEMOCRATIC PARTY</i>	78	35.94%
STEVEN P. NEVILLE <i>REPUBLICAN PARTY</i>	139	64.06%

COUNTY CLERK

BERNADETTE R. HUSTON-ROLFS <i>DEMOCRATIC PARTY</i>	53	23.87%
FRAN J. HANHARDT <i>REPUBLICAN PARTY</i>	169	76.13%

COUNTY TREASURER

VICKIE I. ROBINSON <i>REPUBLICAN PARTY</i>	186	100.00%
--	-----	---------

Shall PATRICIO M. SERNA be retained as a Justice of the Supreme Court?

YES	117	73.58%
NO	42	26.42%

Canvass Results For SAN JUAN COUNTY - Legislative District 3

GENERAL ELECTION held on November 7, 2000

Precinct: **062**

Registered Voters: **864**

Shall JOSEPH ALARID be retained as a Judge of the Court of Appeals?

YES	117	74.05%
NO	41	25.95%

CONSTITUTIONAL AMENDMENT 1

FOR	98	54.75%
AGAINST	81	45.25%

CONSTITUTIONAL AMENDMENT 2

FOR	49	25.39%
AGAINST	144	74.61%

BOND QUESTION A

FOR	110	58.20%
AGAINST	79	41.80%

BOND QUESTION B

FOR	107	55.73%
AGAINST	85	44.27%

BOND QUESTION C

FOR	74	39.78%
AGAINST	112	60.22%

Canvass Results For SAN JUAN COUNTY - Legislative District 3

GENERAL ELECTION held on November 7, 2000

Precinct: **063**

Registered Voters: **788**

PRESIDENT AND VICE PRESIDENT OF THE UNITED STATES

RALPH NADER and WINONA LA DUKE	7	2.72%
GREEN PARTY		
AL GORE and JOE LIEBERMAN	82	31.91%
DEMOCRATIC PARTY		
GEORGE W. BUSH and DICK CHENEY	166	64.59%
REPUBLICAN PARTY		
HARRY BROWNE and ART OLIVIER	3	0.78%
LIBERTARIAN PARTY		
HOWARD PHILLIPS and J. CURTIS FRAZIER	0	0.00%
CONSTITUTION PARTY		
JOHN HAGELIN and NAT GOLDBABER	0	0.00%
NATURAL LAW PARTY		
PAT BUCHANAN and EZOLA FOSTER	0	0.00%
REFORM PARTY		

UNITED STATES SENATOR

JEFF BINGAMAN	107	42.63%
DEMOCRATIC PARTY		
BILL REDMOND	144	57.37%
REPUBLICAN PARTY		
ORLIN G. COLE (Write-In)	0	0.00%

UNITED STATES REPRESENTATIVE

DISTRICT 3

TOM UDALL	132	52.38%
DEMOCRATIC PARTY		
LISA L. LUTZ	120	47.62%
REPUBLICAN PARTY		

JUDGE OF THE COURT OF APPEALS

POSITION 1

MANUEL TIJERINA	81	33.75%
DEMOCRATIC PARTY		
JONATHAN B. SUTIN	159	66.25%
REPUBLICAN PARTY		

JUDGE OF THE COURT OF APPEALS

POSITION 2

CYNTHIA A. FRY	102	42.32%
DEMOCRATIC PARTY		
RODERICK T. KENNEDY	139	57.68%
REPUBLICAN PARTY		

JUDGE OF THE COURT OF APPEALS

POSITION 3

MARVIN H. GLADSTONE	24	10.17%
GREEN PARTY		
IRA ROBINSON	78	33.05%
DEMOCRATIC PARTY		
T. GLENN ELLINGTON	134	56.78%
REPUBLICAN PARTY		

JUDGE OF THE COURT OF APPEALS

POSITION 4

CELIA FOY CASTILLO	83	35.93%
DEMOCRATIC PARTY		
RITA NUNEZ NEUMANN	148	64.07%
REPUBLICAN PARTY		

STATE SENATOR

DISTRICT 2

DARLA WHITNEY-WELLES	90	36.44%
DEMOCRATIC PARTY		
ALLEN V. HURT	157	63.56%
REPUBLICAN PARTY		

STATE REPRESENTATIVE

DISTRICT 3

CLYDE B. VICENTI	51	20.73%
DEMOCRATIC PARTY		
SANDRA L. TOWNSEND	195	79.27%
REPUBLICAN PARTY		

DISTRICT ATTORNEY

11th JUDICIAL DISTRICT - DIVISION 1

JUNE P. STEIN	95	39.09%
DEMOCRATIC PARTY		
GREGORY M. TUCKER	148	60.91%
REPUBLICAN PARTY		

STATE BOARD OF EDUCATION

DISTRICT 10

ALFRED J. HERRERA	166	100.00%
DEMOCRATIC PARTY		

COUNTY COMMISSIONER

DISTRICT 3

ERNE B. GARCIA	83	35.17%
DEMOCRATIC PARTY		
STEVEN P. NEVILLE	153	64.83%
REPUBLICAN PARTY		

COUNTY CLERK

BERNADETTE R. HUSTON-ROLFS	60	25.00%
DEMOCRATIC PARTY		
FRAN J. HANHARDT	180	75.00%
REPUBLICAN PARTY		

COUNTY TREASURER

VICKIE I. ROBINSON	208	100.00%
REPUBLICAN PARTY		

Shall PATRICIO M. SERNA be retained as a Justice of the Supreme Court?

YES	124	72.09%
NO	48	27.91%

Canvass Results For SAN JUAN COUNTY - Legislative District 3

GENERAL ELECTION held on November 7, 2000

Precinct: 063

Registered Voters: 788

Shall JOSEPH ALARID be retained as a Judge of the Court of Appeals?

YES	121	70.35%
NO	51	29.65%

CONSTITUTIONAL AMENDMENT 1

FOR	95	46.34%
AGAINST	110	53.66%

CONSTITUTIONAL AMENDMENT 2

FOR	71	33.02%
AGAINST	144	66.98%

BOND QUESTION A

FOR	122	58.65%
AGAINST	86	41.35%

BOND QUESTION B

FOR	126	59.43%
AGAINST	86	40.57%

BOND QUESTION C

FOR	87	42.65%
AGAINST	117	57.35%

Canvass Results For SAN JUAN COUNTY - Legislative District 2

GENERAL ELECTION held on November 7, 2000

Precinct: **064** Registered Voters: **1511**

PRESIDENT AND VICE PRESIDENT OF THE UNITED STATES

RALPH NADER and WINONA LA DUKE	12	2.03%
GREEN PARTY		
AL GORE and JOE LIEBERMAN	121	20.51%
DEMOCRATIC PARTY		
GEORGE W. BUSH and DICK CHENEY	443	75.08%
REPUBLICAN PARTY		
HARRY BROWNE and ART OLIVIER	5	1.36%
LIBERTARIAN PARTY		
HOWARD PHILLIPS and J. CURTIS FRAZIER	0	0.00%
CONSTITUTION PARTY		
JOHN HAGELIN and NAT GOLDBABER	0	0.00%
NATURAL LAW PARTY		
PAT BUCHANAN and EZOLA FOSTER	5	1.02%
REFORM PARTY		

UNITED STATES SENATOR

JEFF BINGAMAN	225	38.46%
DEMOCRATIC PARTY		
BILL REDMOND	360	61.54%
REPUBLICAN PARTY		
ORLIN G. COLE (Write-In)	0	0.00%

UNITED STATES REPRESENTATIVE

DISTRICT 3		
TOM UDALL	257	44.16%
DEMOCRATIC PARTY		
LISA L. LUTZ	325	55.84%
REPUBLICAN PARTY		

JUDGE OF THE COURT OF APPEALS

POSITION 1		
MANUEL TIJERINA	149	26.42%
DEMOCRATIC PARTY		
JONATHAN B. SUTIN	415	73.58%
REPUBLICAN PARTY		

JUDGE OF THE COURT OF APPEALS

POSITION 2		
CYNTHIA A. FRY	200	35.59%
DEMOCRATIC PARTY		
RODERICK T. KENNEDY	362	64.41%
REPUBLICAN PARTY		

JUDGE OF THE COURT OF APPEALS

POSITION 3		
MARVIN H. GLADSTONE	55	9.79%
GREEN PARTY		
IRA ROBINSON	155	27.58%
DEMOCRATIC PARTY		
T. GLENN ELLINGTON	352	62.63%
REPUBLICAN PARTY		

JUDGE OF THE COURT OF APPEALS

POSITION 4		
CELIA FOY CASTILLO	172	30.82%
DEMOCRATIC PARTY		
RITA NUNEZ NEUMANN	386	69.18%
REPUBLICAN PARTY		

STATE SENATOR

DISTRICT 1		
WILLIAM E. SHARER	421	77.96%
REPUBLICAN PARTY		
RONALD E. BARRETT	119	22.04%
LIBERTARIAN PARTY		

STATE REPRESENTATIVE

DISTRICT 2		
THOMAS C. TAYLOR	490	98.59%
REPUBLICAN PARTY		
DESTRI C. GLEIM (Write-In)	0	1.41%

DISTRICT ATTORNEY

11th JUDICIAL DISTRICT - DIVISION 1		
JUNE P. STEIN	203	35.68%
DEMOCRATIC PARTY		
GREGORY M. TUCKER	366	64.32%
REPUBLICAN PARTY		

STATE BOARD OF EDUCATION

DISTRICT 10		
ALFRED J. HERRERA	371	100.00%
DEMOCRATIC PARTY		

COUNTY COMMISSIONER

DISTRICT 3		
ERNIE B. GARCIA	187	32.64%
DEMOCRATIC PARTY		
STEVEN P. NEVILLE	386	67.36%
REPUBLICAN PARTY		

COUNTY CLERK

BERNADETTE R. HUSTON-ROLFS	134	23.63%
DEMOCRATIC PARTY		
FRAN J. HANHARDT	433	76.37%
REPUBLICAN PARTY		

COUNTY TREASURER

VICKIE I. ROBINSON	504	100.00%
REPUBLICAN PARTY		

Shall PATRICIO M. SERNA be retained as a Justice of the Supreme Court?

YES	291	67.21%
NO	142	32.79%

Canvass Results For SAN JUAN COUNTY - Legislative District 2

GENERAL ELECTION held on November 7, 2000

Precinct: 064

Registered Voters: 1511

Shall JOSEPH ALARID be retained as a Judge of the Court of Appeals?

YES	290	65.02%
NO	156	34.98%

CONSTITUTIONAL AMENDMENT 1

FOR	224	44.27%
AGAINST	282	55.73%

CONSTITUTIONAL AMENDMENT 2

FOR	125	23.67%
AGAINST	403	76.33%

BOND QUESTION A

FOR	261	50.78%
AGAINST	253	49.22%

BOND QUESTION B

FOR	263	50.77%
AGAINST	255	49.23%

BOND QUESTION C

FOR	156	30.65%
AGAINST	353	69.35%

Canvass Results For SAN JUAN COUNTY - Legislative District 3

GENERAL ELECTION held on November 7, 2000

Precinct: 065

Registered Voters: 1076

PRESIDENT AND VICE PRESIDENT OF THE UNITED STATES

RALPH NADER and WINONA LA DUKE	3	2.05%
GREEN PARTY		
AL GORE and JOE LIEBERMAN	85	21.79%
DEMOCRATIC PARTY		
GEORGE W. BUSH and DICK CHENEY	297	76.15%
REPUBLICAN PARTY		
HARRY BROWNE and ART OLIVIER	1	0.00%
LIBERTARIAN PARTY		
HOWARD PHILLIPS and J. CURTIS FRAZIER	1	0.00%
CONSTITUTION PARTY		
JOHN HAGELIN and NAT GOLDBABER	1	0.00%
NATURAL LAW PARTY		
PAT BUCHANAN and EZOLA FOSTER	1	0.00%
REFORM PARTY		

UNITED STATES SENATOR

JEFF BINGAMAN	145	37.86%
DEMOCRATIC PARTY		
BILL REDMOND	238	62.14%
REPUBLICAN PARTY		
ORLIN G. COLE (Write-In)	0	0.00%

UNITED STATES REPRESENTATIVE

DISTRICT 3

TOM UDALL	151	39.84%
DEMOCRATIC PARTY		
LISA L. LUTZ	228	60.16%
REPUBLICAN PARTY		

JUDGE OF THE COURT OF APPEALS

POSITION 1

MANUEL TIJERINA	11	24.31%
DEMOCRATIC PARTY		
JONATHAN B. SUTIN	274	75.69%
REPUBLICAN PARTY		

JUDGE OF THE COURT OF APPEALS

POSITION 2

CYNTHIA A. FRY	121	33.24%
DEMOCRATIC PARTY		
RODERICK T. KENNEDY	243	66.76%
REPUBLICAN PARTY		

JUDGE OF THE COURT OF APPEALS

POSITION 3

MARVIN H. GLADSTONE	40	11.02%
GREEN PARTY		
IRA ROBINSON	35	24.24%
DEMOCRATIC PARTY		
T. GLENN ELLINGTON	235	64.74%
REPUBLICAN PARTY		

JUDGE OF THE COURT OF APPEALS

POSITION 4

CELIA FOY CASTILLO	95	26.99%
DEMOCRATIC PARTY		
RITA NUNEZ NEUMANN	257	73.01%
REPUBLICAN PARTY		

STATE SENATOR

DISTRICT 2

DARLA WHITNEY-WELLES	115	30.75%
DEMOCRATIC PARTY		
ALLEN V. HURT	259	69.25%
REPUBLICAN PARTY		

STATE REPRESENTATIVE

DISTRICT 3

CLYDE B. VICENTI	73	19.41%
DEMOCRATIC PARTY		
SANDRA L. TOWNSEND	303	80.59%
REPUBLICAN PARTY		

DISTRICT ATTORNEY

11th JUDICIAL DISTRICT - DIVISION 1

JUNE P. STEIN	110	29.81%
DEMOCRATIC PARTY		
GREGORY M. TUCKER	259	70.19%
REPUBLICAN PARTY		

STATE BOARD OF EDUCATION

DISTRICT 10

ALFRED J. HERRERA	236	100.00%
DEMOCRATIC PARTY		

COUNTY COMMISSIONER

DISTRICT 3

ERNE B. GARCIA	113	30.87%
DEMOCRATIC PARTY		
STEVEN P. NEVILLE	253	69.13%
REPUBLICAN PARTY		

COUNTY CLERK

BERNADETTE R. HUSTON-ROLFS	82	22.22%
DEMOCRATIC PARTY		
FRAN J. HANHARDT	287	77.78%
REPUBLICAN PARTY		

COUNTY TREASURER

VICKIE I. ROBINSON	320	100.00%
REPUBLICAN PARTY		

Shall PATRICIO M. SERNA be retained as a Justice of the Supreme Court?

YES	180	67.92%
NO	85	32.08%

Canvass Results For SAN JUAN COUNTY - Legislative District 3

GENERAL ELECTION held on November 7, 2000

Precinct: 065

Registered Voters: 1076

Shall JOSEPH ALARID be retained as a Judge of the Court of Appeals?

YES	178	67.17%
NO	87	32.83%

CONSTITUTIONAL AMENDMENT 1

FOR	142	43.83%
AGAINST	182	56.17%

CONSTITUTIONAL AMENDMENT 2

FOR	78	22.67%
AGAINST	266	77.33%

BOND QUESTION A

FOR	156	46.15%
AGAINST	182	53.85%

BOND QUESTION B

FOR	148	43.53%
AGAINST	192	56.47%

BOND QUESTION C

FOR	82	24.77%
AGAINST	249	75.23%

Canvass Results For SAN JUAN COUNTY - Legislative District 3

GENERAL ELECTION held on November 7, 2000

Precinct: **066**

Registered Voters: **458**

PRESIDENT AND VICE PRESIDENT OF THE UNITED STATES

RALPH NADER and WINONA LA DUKE <i>GREEN PARTY</i>	1	2.35%
AL GORE and JOE LIEBERMAN <i>DEMOCRATIC PARTY</i>	48	28.24%
GEORGE W. BUSH and DICK CHENEY <i>REPUBLICAN PARTY</i>	117	68.82%
HARRY BROWNE and ART OLIVIER <i>LIBERTARIAN PARTY</i>	0	0.00%
HOWARD PHILLIPS and J. CURTIS FRAZIER <i>CONSTITUTION PARTY</i>	0	0.00%
JOHN HAGELIN and NAT GOLDBABER <i>NATURAL LAW PARTY</i>	0	0.00%
PAT BUCHANAN and EZOLA FOSTER <i>REFORM PARTY</i>	1	0.59%

UNITED STATES SENATOR

JEFF BINGAMAN <i>DEMOCRATIC PARTY</i>	79	47.31%
BILL REDMOND <i>REPUBLICAN PARTY</i>	89	52.69%
ORLIN G. COLE (Write-In)	0	0.00%

UNITED STATES REPRESENTATIVE

DISTRICT 3

TOM UDALL <i>DEMOCRATIC PARTY</i>	79	48.17%
LISA L. LUTZ <i>REPUBLICAN PARTY</i>	85	51.83%

JUDGE OF THE COURT OF APPEALS

POSITION 1

MANUEL TIJERINA <i>DEMOCRATIC PARTY</i>	57	36.77%
JONATHAN B. SUTIN <i>REPUBLICAN PARTY</i>	98	63.23%

JUDGE OF THE COURT OF APPEALS

POSITION 2

CYNTHIA A. FRY <i>DEMOCRATIC PARTY</i>	70	44.87%
RODERICK T. KENNEDY <i>REPUBLICAN PARTY</i>	88	55.13%

JUDGE OF THE COURT OF APPEALS

POSITION 3

MARVIN H. GLADSTONE <i>GREEN PARTY</i>	22	14.38%
IRA ROBINSON <i>DEMOCRATIC PARTY</i>	48	31.37%
T. GLENN ELLINGTON <i>REPUBLICAN PARTY</i>	83	54.25%

JUDGE OF THE COURT OF APPEALS

POSITION 4

CELIA FOY CASTILLO <i>DEMOCRATIC PARTY</i>	55	36.18%
RITA NUNEZ NEUMANN <i>REPUBLICAN PARTY</i>	97	63.82%

STATE SENATOR

DISTRICT 2

DARLA WHITNEY-WELLES <i>DEMOCRATIC PARTY</i>	57	34.97%
ALLEN V. HURT <i>REPUBLICAN PARTY</i>	106	65.03%

STATE REPRESENTATIVE

DISTRICT 3

CLYDE B. VICENTI <i>DEMOCRATIC PARTY</i>	40	23.81%
SANDRA L. TOWNSEND <i>REPUBLICAN PARTY</i>	128	76.19%

DISTRICT ATTORNEY

11th JUDICIAL DISTRICT - DIVISION 1

JUNE P. STEIN <i>DEMOCRATIC PARTY</i>	70	43.21%
GREGORY M. TUCKER <i>REPUBLICAN PARTY</i>	92	56.79%

STATE BOARD OF EDUCATION

DISTRICT 10

ALFRED J. HERRERA <i>DEMOCRATIC PARTY</i>	113	100.00%
--	-----	---------

COUNTY COMMISSIONER

DISTRICT 3

ERNE B. GARCIA <i>DEMOCRATIC PARTY</i>	62	38.51%
STEVEN P. NEVILLE <i>REPUBLICAN PARTY</i>	99	61.49%

COUNTY CLERK

BERNADETTE R. HUSTON-ROLFS <i>DEMOCRATIC PARTY</i>	45	28.13%
FRAN J. HANHARDT <i>REPUBLICAN PARTY</i>	115	71.88%

COUNTY TREASURER

VICKIE I. ROBINSON <i>REPUBLICAN PARTY</i>	144	100.00%
---	-----	---------

Shall PATRICIO M. SERNA be retained as a Justice of the Supreme Court?

YES	84	70.59%
NO	35	29.41%

Canvass Results For SAN JUAN COUNTY - Legislative District 3

GENERAL ELECTION held on November 7, 2000

Precinct: 066

Registered Voters: 458

Shall JOSEPH ALARID be retained as a Judge of the Court of Appeals?

YES	86	69.92%
NO	37	30.08%

CONSTITUTIONAL AMENDMENT 1

FOR	61	44.85%
AGAINST	75	55.15%

CONSTITUTIONAL AMENDMENT 2

FOR	47	32.64%
AGAINST	97	67.36%

BOND QUESTION A

FOR	85	60.71%
AGAINST	55	39.29%

BOND QUESTION B

FOR	83	59.29%
AGAINST	57	40.71%

BOND QUESTION C

FOR	49	36.57%
AGAINST	85	63.43%

Canvass Results For SAN JUAN COUNTY - Legislative District 3

GENERAL ELECTION held on November 7, 2000

Precinct: **067**

Registered Voters: **772**

PRESIDENT AND VICE PRESIDENT OF THE UNITED STATES

RALPH NADER and WINONA LA DUKE	13	5.37%
GREEN PARTY		
AL GORE and JOE LIEBERMAN	59	24.38%
DEMOCRATIC PARTY		
GEORGE W. BUSH and DICK CHENEY	168	69.42%
REPUBLICAN PARTY		
HARRY BROWNE and ART OLIVIER	1	0.41%
LIBERTARIAN PARTY		
HOWARD PHILLIPS and J. CURTIS FRAZIER	0	0.00%
CONSTITUTION PARTY		
JOHN HAGELIN and NAT GOLDBER	0	0.00%
NATURAL LAW PARTY		
PAT BUCHANAN and EZOLA FOSTER	1	0.41%
REFORM PARTY		

UNITED STATES SENATOR

JEFF BINGAMAN	105	43.75%
DEMOCRATIC PARTY		
BILL REDMOND	135	56.25%
REPUBLICAN PARTY		
ORLIN G. COLE (Write-In)	0	0.00%

UNITED STATES REPRESENTATIVE

DISTRICT 3

TOM UDALL	110	46.81%
DEMOCRATIC PARTY		
LISA L. LUTZ	125	53.19%
REPUBLICAN PARTY		

JUDGE OF THE COURT OF APPEALS

POSITION 1

MANUEL TIJERINA	67	29.91%
DEMOCRATIC PARTY		
JONATHAN B. SUTIN	157	70.09%
REPUBLICAN PARTY		

JUDGE OF THE COURT OF APPEALS

POSITION 2

CYNTHIA A. FRY	94	41.78%
DEMOCRATIC PARTY		
RODERICK T. KENNEDY	131	58.22%
REPUBLICAN PARTY		

JUDGE OF THE COURT OF APPEALS

POSITION 3

MARVIN H. GLADSTONE	24	10.86%
GREEN PARTY		
IRA ROBINSON	67	30.32%
DEMOCRATIC PARTY		
T. GLENN ELLINGTON	130	58.82%
REPUBLICAN PARTY		

JUDGE OF THE COURT OF APPEALS

POSITION 4

CELIA FOY CASTILLO	73	32.59%
DEMOCRATIC PARTY		
RITA NUNEZ NEUMANN	151	67.41%
REPUBLICAN PARTY		

STATE SENATOR

DISTRICT 2

DARLA WHITNEY-WELLES	75	31.65%
DEMOCRATIC PARTY		
ALLEN V. HURT	162	68.35%
REPUBLICAN PARTY		

STATE REPRESENTATIVE

DISTRICT 3

CLYDE B. VICENTI	54	22.98%
DEMOCRATIC PARTY		
SANDRA L. TOWNSEND	181	77.02%
REPUBLICAN PARTY		

DISTRICT ATTORNEY

11th JUDICIAL DISTRICT - DIVISION 1

JUNE P. STEIN	83	35.62%
DEMOCRATIC PARTY		
GREGORY M. TUCKER	150	64.38%
REPUBLICAN PARTY		

STATE BOARD OF EDUCATION

DISTRICT 10

ALFRED J. HERRERA	159	100.00%
DEMOCRATIC PARTY		

COUNTY COMMISSIONER

DISTRICT 3

ERNE B. GARCIA	80	34.33%
DEMOCRATIC PARTY		
STEVEN P. NEVILLE	153	65.67%
REPUBLICAN PARTY		

COUNTY CLERK

BERNADETTE R. HUSTON-ROLFS	60	25.97%
DEMOCRATIC PARTY		
FRAN J. HANHARDT	171	74.03%
REPUBLICAN PARTY		

COUNTY TREASURER

VICKIE I. ROBINSON	204	100.00%
REPUBLICAN PARTY		

Shall PATRICIO M. SERNA be retained as a Justice of the Supreme Court?

YES	134	74.03%
NO	47	25.97%

Canvass Results For SAN JUAN COUNTY - Legislative District 3

GENERAL ELECTION held on November 7, 2000

Precinct: **067**

Registered Voters: **772**

Shall JOSEPH ALARID be retained as a Judge of the Court of Appeals?

YES	134	72.83%
NO	50	27.17%

CONSTITUTIONAL AMENDMENT 1

FOR	122	58.65%
AGAINST	86	41.35%

CONSTITUTIONAL AMENDMENT 2

FOR	77	36.15%
AGAINST	136	63.85%

BOND QUESTION A

FOR	116	56.59%
AGAINST	89	43.41%

BOND QUESTION B

FOR	115	56.93%
AGAINST	87	43.07%

BOND QUESTION C

FOR	89	44.28%
AGAINST	112	55.72%

Canvass Results For SAN JUAN COUNTY - Legislative District 3

GENERAL ELECTION held on November 7, 2000

Precinct: 068

Registered Voters: 286

PRESIDENT AND VICE PRESIDENT OF THE UNITED STATES

RALPH NADER and WINONA LA DUKE <i>GREEN PARTY</i>	3	1.74%
AL GORE and JOE LIEBERMAN <i>DEMOCRATIC PARTY</i>	34	29.57%
GEORGE W. BUSH and DICK CHENEY <i>REPUBLICAN PARTY</i>	78	67.83%
HARRY BROWNE and ART OLIVIER <i>LIBERTARIAN PARTY</i>	0	0.00%
HOWARD PHILLIPS and J. CURTIS FRAZIER <i>CONSTITUTION PARTY</i>	0	0.00%
JOHN HAGELIN and NAT GOLDBABER <i>NATURAL LAW PARTY</i>	0	0.00%
PAT BUCHANAN and EZOLA FOSTER <i>REFORM PARTY</i>	0	0.87%

UNITED STATES SENATOR

JEFF BINGAMAN <i>DEMOCRATIC PARTY</i>	57	50.00%
BILL REDMOND <i>REPUBLICAN PARTY</i>	57	50.00%
ORLIN G. COLE (Write-In)	0	0.00%

UNITED STATES REPRESENTATIVE

DISTRICT 3

TOM UDALL <i>DEMOCRATIC PARTY</i>	62	53.91%
LISA L. LUTZ <i>REPUBLICAN PARTY</i>	53	46.09%

JUDGE OF THE COURT OF APPEALS

POSITION 1

MANUEL TIJERINA <i>DEMOCRATIC PARTY</i>	41	37.27%
JONATHAN B. SUTIN <i>REPUBLICAN PARTY</i>	69	62.73%

JUDGE OF THE COURT OF APPEALS

POSITION 2

CYNTHIA A. FRY <i>DEMOCRATIC PARTY</i>	53	49.53%
RODERICK T. KENNEDY <i>REPUBLICAN PARTY</i>	54	50.47%

JUDGE OF THE COURT OF APPEALS

POSITION 3

MARVIN H. GLADSTONE <i>GREEN PARTY</i>	1	6.36%
IRA ROBINSON <i>DEMOCRATIC PARTY</i>	44	40.00%
T. GLENN ELLINGTON <i>REPUBLICAN PARTY</i>	59	53.64%

JUDGE OF THE COURT OF APPEALS

POSITION 4

CELIA FOY CASTILLO <i>DEMOCRATIC PARTY</i>	45	40.54%
RITA NUNEZ NEUMANN <i>REPUBLICAN PARTY</i>	66	59.46%

STATE SENATOR

DISTRICT 2

DARLA WHITNEY-WELLES <i>DEMOCRATIC PARTY</i>	39	34.51%
ALLEN V. HURT <i>REPUBLICAN PARTY</i>	74	65.49%

STATE REPRESENTATIVE

DISTRICT 3

CLYDE B. VICENTI <i>DEMOCRATIC PARTY</i>	33	28.45%
SANDRA L. TOWNSEND <i>REPUBLICAN PARTY</i>	83	71.55%

DISTRICT ATTORNEY

11th JUDICIAL DISTRICT - DIVISION 1

JUNE P. STEIN <i>DEMOCRATIC PARTY</i>	49	43.75%
GREGORY M. TUCKER <i>REPUBLICAN PARTY</i>	63	56.25%

COUNTY COMMISSIONER

DISTRICT 3

ERNIE B. GARCIA <i>DEMOCRATIC PARTY</i>	42	37.50%
STEVEN P. NEVILLE <i>REPUBLICAN PARTY</i>	70	62.50%

COUNTY CLERK

BERNADETTE R. HUSTON-ROLFS <i>DEMOCRATIC PARTY</i>	32	28.57%
FRAN J. HANHARDT <i>REPUBLICAN PARTY</i>	80	71.43%

COUNTY TREASURER

VICKIE I. ROBINSON <i>REPUBLICAN PARTY</i>	95	100.00%
---	----	---------

Shall PATRICIO M. SERNA be retained as a Justice of the Supreme Court?

YES	58	69.05%
NO	26	30.95%

Shall JOSEPH ALARID be retained as a Judge of the Court of Appeals?

YES	56	67.47%
NO	27	32.53%

Canvass Results For SAN JUAN COUNTY - Legislative District 3

GENERAL ELECTION held on November 7, 2000

Precinct: 068

Registered Voters: 286

CONSTITUTIONAL AMENDMENT 1

FOR 53 52.48%

AGAINST 48 47.52%

CONSTITUTIONAL AMENDMENT 2

FOR 37 35.92%

AGAINST 66 64.08%

BOND QUESTION A

FOR 58 55.77%

AGAINST 46 44.23%

BOND QUESTION B

FOR 48 47.52%

AGAINST 53 52.48%

BOND QUESTION C

FOR 35 35.71%

AGAINST 63 64.29%

Canvass Results For SAN JUAN COUNTY - Legislative District 3

GENERAL ELECTION held on November 7, 2000

Precinct: 069

Registered Voters: 1695

PRESIDENT AND VICE PRESIDENT OF THE UNITED STATES

RALPH NADER and WINONA LA DUKE	20	3.30%
GREEN PARTY		
AL GORE and JOE LIEBERMAN	142	23.43%
DEMOCRATIC PARTY		
GEORGE W. BUSH and DICK CHENEY	440	72.61%
REPUBLICAN PARTY		
HARRY BROWNE and ART OLIVIER	0	0.66%
LIBERTARIAN PARTY		
HOWARD PHILLIPS and J. CURTIS FRAZIER	0	0.00%
CONSTITUTION PARTY		
JOHN HAGELIN and NAT GOLDBERGER	0	0.00%
NATURAL LAW PARTY		
PAT BUCHANAN and EZOLA FOSTER	0	0.00%
REFORM PARTY		

UNITED STATES SENATOR

JEFF BINGAMAN	215	36.13%
DEMOCRATIC PARTY		
BILL REDMOND	380	63.87%
REPUBLICAN PARTY		
ORLIN G. COLE (Write-In)	0	0.00%

UNITED STATES REPRESENTATIVE

DISTRICT 3

TOM UDALL	266	45.16%
DEMOCRATIC PARTY		
LISA L. LUTZ	323	54.84%
REPUBLICAN PARTY		

JUDGE OF THE COURT OF APPEALS

POSITION 1

MANUEL TIJERINA	148	26.24%
DEMOCRATIC PARTY		
JONATHAN B. SUTIN	416	73.76%
REPUBLICAN PARTY		

JUDGE OF THE COURT OF APPEALS

POSITION 2

CYNTHIA A. FRY	184	32.80%
DEMOCRATIC PARTY		
RODERICK T. KENNEDY	377	67.20%
REPUBLICAN PARTY		

JUDGE OF THE COURT OF APPEALS

POSITION 3

MARVIN H. GLADSTONE	58	10.34%
GREEN PARTY		
IRA ROBINSON	138	24.60%
DEMOCRATIC PARTY		
T. GLENN ELLINGTON	365	65.06%
REPUBLICAN PARTY		

JUDGE OF THE COURT OF APPEALS

POSITION 4

CELIA FOY CASTILLO	169	30.45%
DEMOCRATIC PARTY		
RITA NUNEZ NEUMANN	386	69.55%
REPUBLICAN PARTY		

STATE SENATOR

DISTRICT 2

DARLA WHITNEY-WELLES	149	25.17%
DEMOCRATIC PARTY		
ALLEN V. HURT	443	74.83%
REPUBLICAN PARTY		

STATE REPRESENTATIVE

DISTRICT 3

CLYDE B. VICENTI	107	18.48%
DEMOCRATIC PARTY		
SANDRA L. TOWNSEND	472	81.52%
REPUBLICAN PARTY		

DISTRICT ATTORNEY

11th JUDICIAL DISTRICT - DIVISION 1

JUNE P. STEIN	204	35.23%
DEMOCRATIC PARTY		
GREGORY M. TUCKER	375	64.77%
REPUBLICAN PARTY		

COUNTY COMMISSIONER

DISTRICT 3

ERNIE B. GARCIA	181	31.70%
DEMOCRATIC PARTY		
STEVEN P. NEVILLE	390	68.30%
REPUBLICAN PARTY		

COUNTY CLERK

BERNADETTE R. HUSTON-ROLFS	123	21.35%
DEMOCRATIC PARTY		
FRAN J. HANHARDT	453	78.65%
REPUBLICAN PARTY		

COUNTY TREASURER

VICKIE I. ROBINSON	526	100.00%
REPUBLICAN PARTY		

Shall PATRICIO M. SERNA be retained as a Justice of the Supreme Court?

YES	322	70.61%
NO	134	29.39%

Shall JOSEPH ALARID be retained as a Judge of the Court of Appeals?

YES	336	72.41%
NO	128	27.59%

Canvass Results For SAN JUAN COUNTY - Legislative District 3

GENERAL ELECTION held on November 7, 2000

Precinct: 069

Registered Voters: 1695

CONSTITUTIONAL AMENDMENT 1

FOR	271	52.83%
AGAINST	242	47.17%

CONSTITUTIONAL AMENDMENT 2

FOR	142	26.06%
AGAINST	403	73.94%

BOND QUESTION A

FOR	290	54.41%
AGAINST	243	45.59%

BOND QUESTION B

FOR	298	55.81%
AGAINST	236	44.19%

BOND QUESTION C

FOR	168	32.12%
AGAINST	355	67.88%

Canvass Results For SAN JUAN COUNTY - Legislative District 3

GENERAL ELECTION held on November 7, 2000

Precinct: **070** Registered Voters: **1744**

PRESIDENT AND VICE PRESIDENT OF THE UNITED STATES

RALPH NADER and WINONA LA DUKE <i>GREEN PARTY</i>	22	2.97%
AL GORE and JOE LIEBERMAN <i>DEMOCRATIC PARTY</i>	222	30.00%
GEORGE W. BUSH and DICK CHENEY <i>REPUBLICAN PARTY</i>	489	66.08%
HARRY BROWNE and ART OLIVIER <i>LIBERTARIAN PARTY</i>	4	0.54%
HOWARD PHILLIPS and J. CURTIS FRAZIER <i>CONSTITUTION PARTY</i>	1	0.00%
JOHN HAGELIN and NAT GOLDBERGER <i>NATURAL LAW PARTY</i>	1	0.00%
PAT BUCHANAN and EZOLA FOSTER <i>REFORM PARTY</i>	1	0.41%

UNITED STATES SENATOR

JEFF BINGAMAN <i>DEMOCRATIC PARTY</i>	317	43.37%
BILL REDMOND <i>REPUBLICAN PARTY</i>	414	56.63%
ORLIN G. COLE (Write-In)	1	0.00%

UNITED STATES REPRESENTATIVE

DISTRICT 3

TOM UDALL <i>DEMOCRATIC PARTY</i>	358	49.11%
LISA L. LUTZ <i>REPUBLICAN PARTY</i>	371	50.89%

JUDGE OF THE COURT OF APPEALS

POSITION 1

MANUEL TIJERINA <i>DEMOCRATIC PARTY</i>	236	33.01%
JONATHAN B. SUTIN <i>REPUBLICAN PARTY</i>	479	66.99%

JUDGE OF THE COURT OF APPEALS

POSITION 2

CYNTHIA A. FRY <i>DEMOCRATIC PARTY</i>	264	37.08%
RODERICK T. KENNEDY <i>REPUBLICAN PARTY</i>	448	62.92%

JUDGE OF THE COURT OF APPEALS

POSITION 3

MARVIN H. GLADSTONE <i>GREEN PARTY</i>	59	8.24%
IRA ROBINSON <i>DEMOCRATIC PARTY</i>	247	34.50%
T. GLENN ELLINGTON <i>REPUBLICAN PARTY</i>	410	57.26%

JUDGE OF THE COURT OF APPEALS

POSITION 4

CELIA FOY CASTILLO <i>DEMOCRATIC PARTY</i>	255	35.76%
RITA NUNEZ NEUMANN <i>REPUBLICAN PARTY</i>	458	64.24%

STATE SENATOR

DISTRICT 2

DARLA WHITNEY-WELLES <i>DEMOCRATIC PARTY</i>	250	34.48%
ALLEN V. HURT <i>REPUBLICAN PARTY</i>	475	65.52%

STATE REPRESENTATIVE

DISTRICT 3

CLYDE B. VICENTI <i>DEMOCRATIC PARTY</i>	202	27.82%
SANDRA L. TOWNSEND <i>REPUBLICAN PARTY</i>	524	72.18%

DISTRICT ATTORNEY

11th JUDICIAL DISTRICT - DIVISION 1

JUNE P. STEIN <i>DEMOCRATIC PARTY</i>	268	37.02%
GREGORY M. TUCKER <i>REPUBLICAN PARTY</i>	456	62.98%

COUNTY CLERK

BERNADETTE R. HUSTON-ROLFS <i>DEMOCRATIC PARTY</i>	211	29.22%
FRAN J. HANHARDT <i>REPUBLICAN PARTY</i>	511	70.78%

COUNTY TREASURER

VICKIE I. ROBINSON <i>REPUBLICAN PARTY</i>	604	100.00%
---	-----	---------

Shall PATRICIO M. SERNA be retained as a Justice of the Supreme Court?

YES	343	63.87%
NO	194	36.13%

Shall JOSEPH ALARID be retained as a Judge of the Court of Appeals?

YES	327	61.24%
NO	207	38.76%

CONSTITUTIONAL AMENDMENT 1

FOR	306	47.74%
AGAINST	335	52.26%

CONSTITUTIONAL AMENDMENT 2

FOR	195	29.64%
AGAINST	463	70.36%

Canvass Results For SAN JUAN COUNTY - Legislative District 3

GENERAL ELECTION held on November 7, 2000

Precinct: **070**

Registered Voters: **1744**

BOND QUESTION A

FOR	315	48.31%
AGAINST	337	51.69%

BOND QUESTION B

FOR	311	47.12%
AGAINST	349	52.88%

BOND QUESTION C

FOR	184	28.48%
AGAINST	462	71.52%

Canvass Results For SAN JUAN COUNTY - Legislative District 3

GENERAL ELECTION held on November 7, 2000

Precinct: 071

Registered Voters: 696

PRESIDENT AND VICE PRESIDENT OF THE UNITED STATES

RALPH NADER and WINONA LA DUKE	24	8.82%
GREEN PARTY		
AL GORE and JOE LIEBERMAN	84	30.88%
DEMOCRATIC PARTY		
GEORGE W. BUSH and DICK CHENEY	155	56.99%
REPUBLICAN PARTY		
HARRY BROWNE and ART OLIVIER	3	1.10%
LIBERTARIAN PARTY		
HOWARD PHILLIPS and J. CURTIS FRAZIER	0	0.00%
CONSTITUTION PARTY		
JOHN HAGELIN and NAT GOLDBABER	1	0.37%
NATURAL LAW PARTY		
PAT BUCHANAN and EZOLA FOSTER	5	1.84%
REFORM PARTY		

UNITED STATES SENATOR

JEFF BINGAMAN	122	46.56%
DEMOCRATIC PARTY		
BILL REDMOND	140	53.44%
REPUBLICAN PARTY		
ORLIN G. COLE (Write-in)	0	0.00%

UNITED STATES REPRESENTATIVE

DISTRICT 3

TOM UDALL	143	55.00%
DEMOCRATIC PARTY		
LISA L. LUTZ	117	45.00%
REPUBLICAN PARTY		

JUDGE OF THE COURT OF APPEALS

POSITION 1

MANUEL TIJERINA	93	39.08%
DEMOCRATIC PARTY		
JONATHAN B. SUTIN	145	60.92%
REPUBLICAN PARTY		

JUDGE OF THE COURT OF APPEALS

POSITION 2

CYNTHIA A. FRY	98	40.83%
DEMOCRATIC PARTY		
RODERICK T. KENNEDY	142	59.17%
REPUBLICAN PARTY		

JUDGE OF THE COURT OF APPEALS

POSITION 3

MARVIN H. GLADSTONE	45	19.15%
GREEN PARTY		
IRA ROBINSON	73	31.06%
DEMOCRATIC PARTY		
T. GLENN ELLINGTON	117	49.79%
REPUBLICAN PARTY		

JUDGE OF THE COURT OF APPEALS

POSITION 4

CELIA FOY CASTILLO	91	39.39%
DEMOCRATIC PARTY		
RITA NUNEZ NEUMANN	140	60.61%
REPUBLICAN PARTY		

STATE SENATOR

DISTRICT 2

DARLA WHITNEY-WELLES	96	37.35%
DEMOCRATIC PARTY		
ALLEN V. HURT	161	62.65%
REPUBLICAN PARTY		

STATE REPRESENTATIVE

DISTRICT 3

CLYDE B. VICENTI	59	22.61%
DEMOCRATIC PARTY		
SANDRA L. TOWNSEND	202	77.39%
REPUBLICAN PARTY		

DISTRICT ATTORNEY

11th JUDICIAL DISTRICT - DIVISION 1

JUNE P. STEIN	107	42.63%
DEMOCRATIC PARTY		
GREGORY M. TUCKER	144	57.37%
REPUBLICAN PARTY		

STATE BOARD OF EDUCATION

DISTRICT 10

ALFRED J. HERRERA	186	100.00%
DEMOCRATIC PARTY		

COUNTY COMMISSIONER

DISTRICT 3

ERNE B. GARCIA	114	44.71%
DEMOCRATIC PARTY		
STEVEN P. NEVILLE	141	55.29%
REPUBLICAN PARTY		

COUNTY CLERK

BERNADETTE R. HUSTON-ROLFS	70	28.00%
DEMOCRATIC PARTY		
FRAN J. HANHARDT	180	72.00%
REPUBLICAN PARTY		

COUNTY TREASURER

VICKIE I. ROBINSON	201	100.00%
REPUBLICAN PARTY		

Shall PATRICIO M. SERNA be retained as a Justice of the Supreme Court?

YES	140	73.68%
NO	50	26.32%

Canvass Results For SAN JUAN COUNTY - Legislative District 3

GENERAL ELECTION held on November 7, 2000

Precinct: **071**

Registered Voters: **696**

Shall JOSEPH ALARID be retained as a Judge of the Court of Appeals?

YES	134	72.43%
NO	51	27.57%

CONSTITUTIONAL AMENDMENT 1

FOR	117	52.47%
AGAINST	106	47.53%

CONSTITUTIONAL AMENDMENT 2

FOR	57	25.56%
AGAINST	166	74.44%

BOND QUESTION A

FOR	139	60.43%
AGAINST	91	39.57%

BOND QUESTION B

FOR	142	60.94%
AGAINST	91	39.06%

BOND QUESTION C

FOR	90	39.82%
AGAINST	136	60.18%

Canvass Results For SAN JUAN COUNTY - Legislative District 3

GENERAL ELECTION held on November 7, 2000

Precinct: **072** Registered Voters: **557**

PRESIDENT AND VICE PRESIDENT OF THE UNITED STATES

RALPH NADER and WINONA LA DUKE <i>GREEN PARTY</i>	5	2.50%
AL GORE and JOE LIEBERMAN <i>DEMOCRATIC PARTY</i>	83	34.58%
GEORGE W. BUSH and DICK CHENEY <i>REPUBLICAN PARTY</i>	148	61.67%
HARRY BROWNE and ART OLIVIER <i>LIBERTARIAN PARTY</i>	1	0.42%
HOWARD PHILLIPS and J. CURTIS FRAZIER <i>CONSTITUTION PARTY</i>	1	0.00%
JOHN HAGELIN and NAT GOLDBABER <i>NATURAL LAW PARTY</i>	3	0.00%
PAT BUCHANAN and EZOLA FOSTER <i>REFORM PARTY</i>	2	0.83%

UNITED STATES SENATOR

JEFF BINGAMAN <i>DEMOCRATIC PARTY</i>	117	49.16%
BILL REDMOND <i>REPUBLICAN PARTY</i>	121	50.84%
ORLIN G. COLE (Write-In)	5	0.00%

UNITED STATES REPRESENTATIVE

DISTRICT 3

TOM UDALL <i>DEMOCRATIC PARTY</i>	130	55.79%
LISA L. LUTZ <i>REPUBLICAN PARTY</i>	103	44.21%

JUDGE OF THE COURT OF APPEALS

POSITION 1

MANUEL TIJERINA <i>DEMOCRATIC PARTY</i>	100	44.84%
JONATHAN B. SUTIN <i>REPUBLICAN PARTY</i>	123	55.16%

JUDGE OF THE COURT OF APPEALS

POSITION 2

CYNTHIA A. FRY <i>DEMOCRATIC PARTY</i>	105	47.30%
RODERICK T. KENNEDY <i>REPUBLICAN PARTY</i>	117	52.70%

JUDGE OF THE COURT OF APPEALS

POSITION 3

MARVIN H. GLADSTONE <i>GREEN PARTY</i>	30	13.22%
IRA ROBINSON <i>DEMOCRATIC PARTY</i>	95	41.85%
T. GLENN ELLINGTON <i>REPUBLICAN PARTY</i>	102	44.93%

JUDGE OF THE COURT OF APPEALS

POSITION 4

CELIA FOY CASTILLO <i>DEMOCRATIC PARTY</i>	94	42.34%
RITA NUNEZ NEUMANN <i>REPUBLICAN PARTY</i>	128	57.66%

STATE SENATOR

DISTRICT 2

DARLA WHITNEY-WELLES <i>DEMOCRATIC PARTY</i>	112	47.26%
ALLEN V. HURT <i>REPUBLICAN PARTY</i>	125	52.74%

STATE REPRESENTATIVE

DISTRICT 3

CLYDE B. VICENTI <i>DEMOCRATIC PARTY</i>	121	36.05%
SANDRA L. TOWNSEND <i>REPUBLICAN PARTY</i>	149	63.95%

DISTRICT ATTORNEY

11th JUDICIAL DISTRICT - DIVISION 1

JUNE P. STEIN <i>DEMOCRATIC PARTY</i>	104	45.61%
GREGORY M. TUCKER <i>REPUBLICAN PARTY</i>	124	54.39%

STATE BOARD OF EDUCATION

DISTRICT 10

ALFRED J. HERRERA <i>DEMOCRATIC PARTY</i>	165	100.00%
--	-----	---------

COUNTY COMMISSIONER

DISTRICT 3

ERNE B. GARCIA <i>DEMOCRATIC PARTY</i>	107	46.52%
STEVEN P. NEVILLE <i>REPUBLICAN PARTY</i>	123	53.48%

COUNTY CLERK

BERNADETTE R. HUSTON-ROLFS <i>DEMOCRATIC PARTY</i>	80	35.24%
FRAN J. HANHARDT <i>REPUBLICAN PARTY</i>	147	64.76%

COUNTY TREASURER

VICKIE I. ROBINSON <i>REPUBLICAN PARTY</i>	178	100.00%
---	-----	---------

Shall PATRICIO M. SERNA be retained as a Justice of the Supreme Court?

YES	122	75.78%
NO	39	24.22%

Canvass Results For SAN JUAN COUNTY - Legislative District 3

GENERAL ELECTION held on November 7, 2000

Precinct: Registered Voters:

Shall JOSEPH ALARID be retained as a Judge of the Court of Appeals?		
YES	114	69.94%
NO	49	30.06%
CONSTITUTIONAL AMENDMENT 1		
FOR	96	50.79%
AGAINST	93	49.21%
CONSTITUTIONAL AMENDMENT 2		
FOR	49	24.87%
AGAINST	148	75.13%
BOND QUESTION A		
FOR	120	61.22%
AGAINST	76	38.78%
BOND QUESTION B		
FOR	104	54.74%
AGAINST	86	45.26%
BOND QUESTION C		
FOR	79	42.25%
AGAINST	108	57.75%

Canvass Results For SAN JUAN COUNTY - Legislative District 3

GENERAL ELECTION held on November 7, 2000

Precinct: **073** Registered Voters: **693**

PRESIDENT AND VICE PRESIDENT OF THE UNITED STATES

RALPH NADER and WINONA LA DUKE	10	3.27%
<i>GREEN PARTY</i>		
AL GORE and JOE LIEBERMAN	105	34.31%
<i>DEMOCRATIC PARTY</i>		
GEORGE W. BUSH and DICK CHENEY	189	61.76%
<i>REPUBLICAN PARTY</i>		
HARRY BROWNE and ART OLIVIER	2	0.65%
<i>LIBERTARIAN PARTY</i>		
HOWARD PHILLIPS and J. CURTIS FRAZIER	0	0.00%
<i>CONSTITUTION PARTY</i>		
JOHN HAGELIN and NAT GOLDBABER	0	0.00%
<i>NATURAL LAW PARTY</i>		
PAT BUCHANAN and EZOLA FOSTER	0	0.00%
<i>REFORM PARTY</i>		

UNITED STATES SENATOR

JEFF BINGAMAN	153	51.34%
<i>DEMOCRATIC PARTY</i>		
BILL REDMOND	145	48.66%
<i>REPUBLICAN PARTY</i>		
ORLIN G. COLE (Write-In)	0	0.00%

UNITED STATES REPRESENTATIVE

DISTRICT 3

TOM UDALL	169	56.52%
<i>DEMOCRATIC PARTY</i>		
LISA L. LUTZ	130	43.48%
<i>REPUBLICAN PARTY</i>		

JUDGE OF THE COURT OF APPEALS

POSITION 1

MANUEL TIJERINA	113	39.10%
<i>DEMOCRATIC PARTY</i>		
JONATHAN B. SUTIN	176	60.90%
<i>REPUBLICAN PARTY</i>		

JUDGE OF THE COURT OF APPEALS

POSITION 2

CYNTHIA A. FRY	138	47.59%
<i>DEMOCRATIC PARTY</i>		
RODERICK T. KENNEDY	152	52.41%
<i>REPUBLICAN PARTY</i>		

JUDGE OF THE COURT OF APPEALS

POSITION 3

MARVIN H. GLADSTONE	20	6.94%
<i>GREEN PARTY</i>		
IRA ROBINSON	113	39.24%
<i>DEMOCRATIC PARTY</i>		
T. GLENN ELLINGTON	155	53.82%
<i>REPUBLICAN PARTY</i>		

JUDGE OF THE COURT OF APPEALS

POSITION 4

CELIA FOY CASTILLO	128	44.91%
<i>DEMOCRATIC PARTY</i>		
RITA NUNEZ NEUMANN	157	55.09%
<i>REPUBLICAN PARTY</i>		

STATE SENATOR

DISTRICT 2

DARLA WHITNEY-WELLES	115	38.85%
<i>DEMOCRATIC PARTY</i>		
ALLEN V. HURT	181	61.15%
<i>REPUBLICAN PARTY</i>		

STATE REPRESENTATIVE

DISTRICT 3

CLYDE B. VICENTI	111	30.85%
<i>DEMOCRATIC PARTY</i>		
SANDRA L. TOWNSEND	204	69.15%
<i>REPUBLICAN PARTY</i>		

DISTRICT ATTORNEY

11th JUDICIAL DISTRICT - DIVISION 1

JUNE P. STEIN	131	44.11%
<i>DEMOCRATIC PARTY</i>		
GREGORY M. TUCKER	166	55.89%
<i>REPUBLICAN PARTY</i>		

COUNTY COMMISSIONER

DISTRICT 3

ERNIE B. GARCIA	107	36.52%
<i>DEMOCRATIC PARTY</i>		
STEVEN P. NEVILLE	186	63.48%
<i>REPUBLICAN PARTY</i>		

COUNTY CLERK

BERNADETTE R. HUSTON-ROLFS	104	34.78%
<i>DEMOCRATIC PARTY</i>		
FRAN J. HANHARDT	195	65.22%
<i>REPUBLICAN PARTY</i>		

COUNTY TREASURER

VICKIE I. ROBINSON	244	100.00%
<i>REPUBLICAN PARTY</i>		

Shall PATRICIO M. SERNA be retained as a Justice of the Supreme Court?

YES	156	65.55%
NO	82	34.45%

Shall JOSEPH ALARID be retained as a Judge of the Court of Appeals?

YES	162	68.35%
NO	75	31.65%

Canvass Results For SAN JUAN COUNTY - Legislative District 3

GENERAL ELECTION held on November 7, 2000

Precinct: **073**

Registered Voters: **693**

CONSTITUTIONAL AMENDMENT 1

FOR	141	52.42%
AGAINST	128	47.58%

CONSTITUTIONAL AMENDMENT 2

FOR	78	28.89%
AGAINST	192	71.11%

BOND QUESTION A

FOR	143	53.16%
AGAINST	126	46.84%

BOND QUESTION B

FOR	134	49.45%
AGAINST	137	50.55%

BOND QUESTION C

FOR	94	35.74%
AGAINST	169	64.26%

Canvass Results For SAN JUAN COUNTY - Legislative District 3

GENERAL ELECTION held on November 7, 2000

Precinct: **074**

Registered Voters: **896**

PRESIDENT AND VICE PRESIDENT OF THE UNITED STATES

RALPH NADER and WINONA LA DUKE <i>GREEN PARTY</i>	8	2.16%
AL GORE and JOE LIEBERMAN <i>DEMOCRATIC PARTY</i>	104	28.11%
GEORGE W. BUSH and DICK CHENEY <i>REPUBLICAN PARTY</i>	255	68.92%
HARRY BROWNE and ART OLIVIER <i>LIBERTARIAN PARTY</i>	1	0.27%
HOWARD PHILLIPS and J. CURTIS FRAZIER <i>CONSTITUTION PARTY</i>	1	0.00%
JOHN HAGELIN and NAT GOLDHABER <i>NATURAL LAW PARTY</i>	1	0.00%
PAT BUCHANAN and EZOLA FOSTER <i>REFORM PARTY</i>	2	0.54%

UNITED STATES SENATOR

JEFF BINGAMAN <i>DEMOCRATIC PARTY</i>	159	43.80%
BILL REDMOND <i>REPUBLICAN PARTY</i>	204	56.20%
ORLIN G. COLE (Write-In)	1	0.00%

UNITED STATES REPRESENTATIVE

DISTRICT 3

TOM UDALL <i>DEMOCRATIC PARTY</i>	172	47.65%
LISA L. LUTZ <i>REPUBLICAN PARTY</i>	189	52.35%

JUDGE OF THE COURT OF APPEALS

POSITION 1

MANUEL TIJERINA <i>DEMOCRATIC PARTY</i>	127	35.98%
JONATHAN B. SUTIN <i>REPUBLICAN PARTY</i>	226	64.02%

JUDGE OF THE COURT OF APPEALS

POSITION 2

CYNTHIA A. FRY <i>DEMOCRATIC PARTY</i>	137	38.16%
RODERICK T. KENNEDY <i>REPUBLICAN PARTY</i>	222	61.84%

JUDGE OF THE COURT OF APPEALS

POSITION 3

MARVIN H. GLADSTONE <i>GREEN PARTY</i>	21	5.90%
IRA ROBINSON <i>DEMOCRATIC PARTY</i>	127	35.67%
T. GLENN ELLINGTON <i>REPUBLICAN PARTY</i>	208	58.43%

JUDGE OF THE COURT OF APPEALS

POSITION 4

CELIA FOY CASTILLO <i>DEMOCRATIC PARTY</i>	128	36.16%
RITA NUNEZ NEUMANN <i>REPUBLICAN PARTY</i>	226	63.84%

STATE SENATOR

DISTRICT 2

DARLA WHITNEY-WELLES <i>DEMOCRATIC PARTY</i>	138	38.02%
ALLEN V. HURT <i>REPUBLICAN PARTY</i>	225	61.98%

STATE REPRESENTATIVE

DISTRICT 3

CLYDE B. VICENTI <i>DEMOCRATIC PARTY</i>	87	23.90%
SANDRA L. TOWNSEND <i>REPUBLICAN PARTY</i>	277	76.10%

DISTRICT ATTORNEY

11th JUDICIAL DISTRICT - DIVISION 1

JUNE P. STEIN <i>DEMOCRATIC PARTY</i>	155	42.70%
GREGORY M. TUCKER <i>REPUBLICAN PARTY</i>	208	57.30%

COUNTY COMMISSIONER

DISTRICT 3

ERNIE B. GARCIA <i>DEMOCRATIC PARTY</i>	125	34.82%
STEVEN P. NEVILLE <i>REPUBLICAN PARTY</i>	234	65.18%

COUNTY CLERK

BERNADETTE R. HUSTON-ROLFS <i>DEMOCRATIC PARTY</i>	115	32.03%
FRAN J. HANHARDT <i>REPUBLICAN PARTY</i>	244	67.97%

COUNTY TREASURER

VICKIE I. ROBINSON <i>REPUBLICAN PARTY</i>	311	100.00%
---	-----	---------

Shall PATRICIO M. SERNA be retained as a Justice of the Supreme Court?

YES	200	73.26%
NO	73	26.74%

Shall JOSEPH ALARID be retained as a Judge of the Court of Appeals?

YES	196	73.96%
NO	69	26.04%

Canvass Results For SAN JUAN COUNTY - Legislative District 3

GENERAL ELECTION held on November 7, 2000

Precinct: 074

Registered Voters: 896

CONSTITUTIONAL AMENDMENT 1

FOR	163	51.10%
AGAINST	156	48.90%

CONSTITUTIONAL AMENDMENT 2

FOR	97	29.48%
AGAINST	232	70.52%

BOND QUESTION A

FOR	192	60.38%
AGAINST	126	39.62%

BOND QUESTION B

FOR	169	53.14%
AGAINST	149	46.86%

BOND QUESTION C

FOR	129	41.35%
AGAINST	183	58.65%

Canvass Results For SAN JUAN COUNTY - Legislative District 9

GENERAL ELECTION held on November 7, 2000

Precinct: **075** Registered Voters: **575**

PRESIDENT AND VICE PRESIDENT OF THE UNITED STATES

RALPH NADER and WINONA LA DUKE <i>GREEN PARTY</i>	15	4.87%
AL GORE and JOE LIEBERMAN <i>DEMOCRATIC PARTY</i>	199	64.61%
GEORGE W. BUSH and DICK CHENEY <i>REPUBLICAN PARTY</i>	91	29.55%
HARRY BROWNE and ART OLIVIER <i>LIBERTARIAN PARTY</i>	2	0.65%
HOWARD PHILLIPS and J. CURTIS FRAZIER <i>CONSTITUTION PARTY</i>	1	0.32%
JOHN HAGELIN and NAT GOLDBERGER <i>NATURAL LAW PARTY</i>	1	0.00%
PAT BUCHANAN and EZOLA FOSTER <i>REFORM PARTY</i>	1	0.00%

UNITED STATES SENATOR

JEFF BINGAMAN <i>DEMOCRATIC PARTY</i>	233	79.79%
BILL REDMOND <i>REPUBLICAN PARTY</i>	59	20.21%
ORLIN G. COLE (Write-In)	1	0.00%

UNITED STATES REPRESENTATIVE

DISTRICT 3		
TOM UDALL <i>DEMOCRATIC PARTY</i>	235	79.66%
LISA L. LUTZ <i>REPUBLICAN PARTY</i>	60	20.34%

JUDGE OF THE COURT OF APPEALS

POSITION 1		
MANUEL TIJERINA <i>DEMOCRATIC PARTY</i>	222	77.89%
JONATHAN B. SUTIN <i>REPUBLICAN PARTY</i>	63	22.11%

JUDGE OF THE COURT OF APPEALS

POSITION 2		
CYNTHIA A. FRY <i>DEMOCRATIC PARTY</i>	223	77.16%
RODERICK T. KENNEDY <i>REPUBLICAN PARTY</i>	66	22.84%

JUDGE OF THE COURT OF APPEALS

POSITION 3		
MARVIN H. GLADSTONE <i>GREEN PARTY</i>	21	7.09%
IRA ROBINSON <i>DEMOCRATIC PARTY</i>	215	72.64%
T. GLENN ELLINGTON <i>REPUBLICAN PARTY</i>	60	20.27%

JUDGE OF THE COURT OF APPEALS

POSITION 4		
CELIA FOY CASTILLO <i>DEMOCRATIC PARTY</i>	226	79.02%
RITA NUNEZ NEUMANN <i>REPUBLICAN PARTY</i>	60	20.98%

STATE SENATOR

DISTRICT 2		
DARLA WHITNEY-WELLES <i>DEMOCRATIC PARTY</i>	215	73.63%
ALLEN V. HURT <i>REPUBLICAN PARTY</i>	77	26.37%

STATE REPRESENTATIVE

DISTRICT 9		
LEO C. WATCHMAN, JR. <i>DEMOCRATIC PARTY</i>	252	100.00%

DISTRICT ATTORNEY

11th JUDICIAL DISTRICT - DIVISION 1		
JUNE P. STEIN <i>DEMOCRATIC PARTY</i>	220	77.46%
GREGORY M. TUCKER <i>REPUBLICAN PARTY</i>	64	22.54%

MAGISTRATE JUDGE

DIVISION 4		
LONNIE L. VALENCIA <i>REPUBLICAN PARTY</i>	131	100.00%
WILMA R. CHARLEY (Write-In)	0	0.00%
VICTORIA R. YAZZIE (Write-In)	0	0.00%

COUNTY CLERK

BERNADETTE R. HUSTON-ROLFS <i>DEMOCRATIC PARTY</i>	210	72.92%
FRAN J. HANHARDT <i>REPUBLICAN PARTY</i>	78	27.08%

COUNTY TREASURER

VICKIE I. ROBINSON <i>REPUBLICAN PARTY</i>	131	100.00%
--	-----	---------

Shall PATRICIO M. SERNA be retained as a Justice of the Supreme Court?

YES	115	76.67%
NO	35	23.33%

Shall JOSEPH ALARID be retained as a Judge of the Court of Appeals?

YES	111	72.55%
NO	42	27.45%

CONSTITUTIONAL AMENDMENT 1

FOR	162	72.97%
AGAINST	60	27.03%

Canvass Results For SAN JUAN COUNTY - Legislative District 9

GENERAL ELECTION held on November 7, 2000

Precinct:

Registered Voters:

CONSTITUTIONAL AMENDMENT 2

FOR	158	76.33%
AGAINST	49	23.67%

BOND QUESTION A

FOR	188	86.24%
AGAINST	30	13.76%

BOND QUESTION B

FOR	180	82.95%
AGAINST	37	17.05%

BOND QUESTION C

FOR	176	83.81%
AGAINST	34	16.19%

Canvass Results For SAN JUAN COUNTY - Legislative District 9

GENERAL ELECTION held on November 7, 2000

Precinct: **076**

Registered Voters: **676**

PRESIDENT AND VICE PRESIDENT OF THE UNITED STATES

RALPH NADER and WINONA LA DUKE	8	2.27%
<i>GREEN PARTY</i>		
AL GORE and JOE LIEBERMAN	207	58.64%
<i>DEMOCRATIC PARTY</i>		
GEORGE W. BUSH and DICK CHENEY	133	37.68%
<i>REPUBLICAN PARTY</i>		
HARRY BROWNE and ART OLIVIER	1	0.28%
<i>LIBERTARIAN PARTY</i>		
HOWARD PHILLIPS and J. CURTIS FRAZIER	1	0.28%
<i>CONSTITUTION PARTY</i>		
JOHN HAGELIN and NAT GOLDBABER	1	0.00%
<i>NATURAL LAW PARTY</i>		
PAT BUCHANAN and EZOLA FOSTER	1	0.85%
<i>REFORM PARTY</i>		

UNITED STATES SENATOR

JEFF BINGAMAN	241	71.09%
<i>DEMOCRATIC PARTY</i>		
BILL REDMOND	85	28.91%
<i>REPUBLICAN PARTY</i>		
ORLIN G. COLE (Write-In)	1	0.00%

UNITED STATES REPRESENTATIVE

DISTRICT 3

TOM UDALL	259	76.63%
<i>DEMOCRATIC PARTY</i>		
LISA L. LUTZ	79	23.37%
<i>REPUBLICAN PARTY</i>		

JUDGE OF THE COURT OF APPEALS

POSITION 1

MANUEL TIJERINA	205	62.31%
<i>DEMOCRATIC PARTY</i>		
JONATHAN B. SUTIN	124	37.69%
<i>REPUBLICAN PARTY</i>		

JUDGE OF THE COURT OF APPEALS

POSITION 2

CYNTHIA A. FRY	220	66.67%
<i>DEMOCRATIC PARTY</i>		
RODERICK T. KENNEDY	110	33.33%
<i>REPUBLICAN PARTY</i>		

JUDGE OF THE COURT OF APPEALS

POSITION 3

MARVIN H. GLADSTONE	25	7.55%
<i>GREEN PARTY</i>		
IRA ROBINSON	201	60.73%
<i>DEMOCRATIC PARTY</i>		
T. GLENN ELLINGTON	105	31.72%
<i>REPUBLICAN PARTY</i>		

JUDGE OF THE COURT OF APPEALS

POSITION 4

CELIA FOY CASTILLO	222	68.52%
<i>DEMOCRATIC PARTY</i>		
RITA NUNEZ NEUMANN	102	31.48%
<i>REPUBLICAN PARTY</i>		

STATE SENATOR

DISTRICT 2

DARLA WHITNEY-WELLES	209	63.72%
<i>DEMOCRATIC PARTY</i>		
ALLEN V. HURT	119	36.28%
<i>REPUBLICAN PARTY</i>		

STATE REPRESENTATIVE

DISTRICT 9

LEO C. WATCHMAN, JR.	296	100.00%
<i>DEMOCRATIC PARTY</i>		

DISTRICT ATTORNEY

11th JUDICIAL DISTRICT - DIVISION 1

JUNE P. STEIN	215	65.75%
<i>DEMOCRATIC PARTY</i>		
GREGORY M. TUCKER	112	34.25%
<i>REPUBLICAN PARTY</i>		

MAGISTRATE JUDGE

DIVISION 4

LONNIE L. VALENCIA	209	97.21%
<i>REPUBLICAN PARTY</i>		
WILMA R. CHARLEY (Write-In)	2	0.93%
VICTORIA R. YAZZIE (Write-In)	4	1.86%

COUNTY CLERK

BERNADETTE R. HUSTON-ROLFS	188	58.75%
<i>DEMOCRATIC PARTY</i>		
FRAN J. HANHARDT	132	41.25%
<i>REPUBLICAN PARTY</i>		

COUNTY TREASURER

VICKIE I. ROBINSON	225	100.00%
<i>REPUBLICAN PARTY</i>		

Shall **PATRICIO M. SERNA** be retained as a Justice of the Supreme Court?

YES	191	80.59%
NO	46	19.41%

Shall **JOSEPH ALARID** be retained as a Judge of the Court of Appeals?

YES	174	75.00%
NO	58	25.00%

CONSTITUTIONAL AMENDMENT 1

FOR	198	72.53%
AGAINST	75	27.47%

Canvass Results For SAN JUAN COUNTY - Legislative District 9

GENERAL ELECTION held on November 7, 2000

Precinct: 076

Registered Voters: 676

CONSTITUTIONAL AMENDMENT 2

FOR	173	64.07%
AGAINST	97	35.93%

BOND QUESTION A

FOR	250	85.32%
AGAINST	43	14.68%

BOND QUESTION B

FOR	238	80.95%
AGAINST	56	19.05%

BOND QUESTION C

FOR	209	73.08%
AGAINST	77	26.92%

Canvass Results For SAN JUAN COUNTY - Legislative District 9

GENERAL ELECTION held on November 7, 2000

Precinct: 077

Registered Voters: 311

PRESIDENT AND VICE PRESIDENT OF THE UNITED STATES

RALPH NADER and WINONA LA DUKE	5	3.03%
GREEN PARTY		
AL GORE and JOE LIEBERMAN	108	65.45%
DEMOCRATIC PARTY		
GEORGE W. BUSH and DICK CHENEY	50	30.30%
REPUBLICAN PARTY		
HARRY BROWNE and ART OLIVIER	1	0.61%
LIBERTARIAN PARTY		
HOWARD PHILLIPS and J. CURTIS FRAZIER	0	0.00%
CONSTITUTION PARTY		
JOHN HAGELIN and NAT GOLDBERGER	0	0.00%
NATURAL LAW PARTY		
PAT BUCHANAN and EZOLA FOSTER	1	0.61%
REFORM PARTY		

UNITED STATES SENATOR

JEFF BINGAMAN	123	78.34%
DEMOCRATIC PARTY		
BILL REDMOND	34	21.66%
REPUBLICAN PARTY		
ORLIN G. COLE (Write-In)	0	0.00%

UNITED STATES REPRESENTATIVE

DISTRICT 3

TOM UDALL	126	79.25%
DEMOCRATIC PARTY		
LISA L. LUTZ	33	20.75%
REPUBLICAN PARTY		

JUDGE OF THE COURT OF APPEALS

POSITION 1

MANUEL TIJERINA	112	73.20%
DEMOCRATIC PARTY		
JONATHAN B. SUTIN	41	26.80%
REPUBLICAN PARTY		

JUDGE OF THE COURT OF APPEALS

POSITION 2

CYNTHIA A. FRY	111	71.61%
DEMOCRATIC PARTY		
RODERICK T. KENNEDY	44	28.39%
REPUBLICAN PARTY		

JUDGE OF THE COURT OF APPEALS

POSITION 3

MARVIN H. GLADSTONE	13	8.50%
GREEN PARTY		
IRA ROBINSON	103	67.32%
DEMOCRATIC PARTY		
T. GLENH BULLINGTON	37	24.18%
REPUBLICAN PARTY		

JUDGE OF THE COURT OF APPEALS

POSITION 4

CELIA FOY CASTILLO	110	72.37%
DEMOCRATIC PARTY		
RITA NUNEZ NEUMANN	42	27.63%
REPUBLICAN PARTY		

STATE SENATOR

DISTRICT 3

JOHN PINTO	129	80.63%
DEMOCRATIC PARTY		
JIMMIE GARNENEZ, SR.	31	19.38%
REPUBLICAN PARTY		

STATE REPRESENTATIVE

DISTRICT 9

LEO C. WATCHMAN, JR.	129	100.00%
DEMOCRATIC PARTY		

DISTRICT ATTORNEY

11th JUDICIAL DISTRICT - DIVISION 1

JUNE P. STEIN	113	73.86%
DEMOCRATIC PARTY		
GREGORY M. TUCKER	40	26.14%
REPUBLICAN PARTY		

MAGISTRATE JUDGE

DIVISION 4

LONNIE L. VALENCIA	73	92.41%
REPUBLICAN PARTY		
WILMA R. CHARLEY (Write-In)	1	1.27%
VICTORIA R. YAZZIE (Write-In)	5	6.33%

COUNTY CLERK

BERNADETTE R. HUSTON-ROLFS	110	72.85%
DEMOCRATIC PARTY		
FRAN J. HANHARDT	41	27.15%
REPUBLICAN PARTY		

COUNTY TREASURER

VICKIE I. ROBINSON	78	100.00%
REPUBLICAN PARTY		

Shall PATRICIO M. SERNA be retained as a Justice of the Supreme Court?

YES	65	78.31%
NO	18	21.69%

Shall JOSEPH ALARID be retained as a Judge of the Court of Appeals?

YES	61	74.39%
NO	21	25.61%

CONSTITUTIONAL AMENDMENT 1

FOR	67	65.05%
AGAINST	36	34.95%

Canvass Results For SAN JUAN COUNTY - Legislative District 9

GENERAL ELECTION held on November 7, 2000

Precinct: Registered Voters:

CONSTITUTIONAL AMENDMENT 2

FOR	69	66.99%
AGAINST	34	33.01%

BOND QUESTION A

FOR	93	85.32%
AGAINST	16	14.68%

BOND QUESTION B

FOR	93	86.11%
AGAINST	15	13.89%

BOND QUESTION C

FOR	88	81.48%
AGAINST	20	18.52%

Canvass Results For SAN JUAN COUNTY - Legislative District 3

GENERAL ELECTION held on November 7, 2000

Precinct: **078** Registered Voters: **712**

PRESIDENT AND VICE PRESIDENT OF THE UNITED STATES			
RALPH NADER and WINONA LA DUKE	5	1.63%	<i>GREEN PARTY</i>
AL GORE and JOE LIEBERMAN	82	26.80%	<i>DEMOCRATIC PARTY</i>
GEORGE W. BUSH and DICK CHENEY	218	71.24%	<i>REPUBLICAN PARTY</i>
HARRY BROWNE and ART OLIVIERI	0	0.00%	<i>LIBERTARIAN PARTY</i>
HOWARD PHILLIPS and J. CURTIS FRAZIER	0	0.00%	<i>CONSTITUTION PARTY</i>
JOHN HAGELIN and NAT GOLDBERGER	0	0.00%	<i>NATURAL LAW PARTY</i>
PAT BUCHANAN and EZOLA FOSTER	1	0.33%	<i>REFORM PARTY</i>

UNITED STATES SENATOR			
JEFF BINGAMAN	116	38.80%	<i>DEMOCRATIC PARTY</i>
BILL REDMOND	183	61.20%	<i>REPUBLICAN PARTY</i>
ORLIN G. COLE (Write-In)	0	0.00%	

UNITED STATES REPRESENTATIVE			
DISTRICT 3			
TOM UDALL	138	46.15%	<i>DEMOCRATIC PARTY</i>
LISA L. LUTZ	161	53.85%	<i>REPUBLICAN PARTY</i>

JUDGE OF THE COURT OF APPEALS			
POSITION 1			
MANUEL TIJERINA	85	30.45%	<i>DEMOCRATIC PARTY</i>
JONATHAN B. SUTIN	201	69.55%	<i>REPUBLICAN PARTY</i>

JUDGE OF THE COURT OF APPEALS			
POSITION 2			
CYNTHIA A. FRY	114	39.86%	<i>DEMOCRATIC PARTY</i>
RODERICK T. KENNEDY	172	60.14%	<i>REPUBLICAN PARTY</i>

JUDGE OF THE COURT OF APPEALS			
POSITION 3			
MARVIN H. GLADSTONE	26	9.09%	<i>GREEN PARTY</i>
IRA ROBINSON	90	31.47%	<i>DEMOCRATIC PARTY</i>
T. GLENN ELLINGTON	170	59.44%	<i>REPUBLICAN PARTY</i>

JUDGE OF THE COURT OF APPEALS			
POSITION 4			
CELIA FOY CASTILLO	92	32.51%	<i>DEMOCRATIC PARTY</i>
RITA NUNEZ NEUMANN	191	67.49%	<i>REPUBLICAN PARTY</i>

STATE SENATOR			
DISTRICT 2			
DARLA WHITNEY-WELLES	100	33.33%	<i>DEMOCRATIC PARTY</i>
ALLEN V. HURT	200	66.67%	<i>REPUBLICAN PARTY</i>

STATE REPRESENTATIVE			
DISTRICT 3			
CLYDE B. VICENTI	70	23.57%	<i>DEMOCRATIC PARTY</i>
SANDRA L. TOWNSEND	227	76.43%	<i>REPUBLICAN PARTY</i>

DISTRICT ATTORNEY			
11th JUDICIAL DISTRICT - DIVISION 1			
JUNE P. STEIN	128	43.99%	<i>DEMOCRATIC PARTY</i>
GREGORY M. TUCKER	163	56.01%	<i>REPUBLICAN PARTY</i>

COUNTY COMMISSIONER			
DISTRICT 3			
ERNE B. GARCIA	99	33.90%	<i>DEMOCRATIC PARTY</i>
STEVEN P. NEVILLE	193	66.10%	<i>REPUBLICAN PARTY</i>

COUNTY CLERK			
BERNADETTE R. HUSTON-ROLFS	85	29.01%	<i>DEMOCRATIC PARTY</i>
FRAN J. HANHARDT	208	70.99%	<i>REPUBLICAN PARTY</i>

COUNTY TREASURER			
VICKIE I. ROBINSON	263	100.00%	<i>REPUBLICAN PARTY</i>

Shall PATRICIO M. SERNA be retained as a Justice of the Supreme Court?			
YES	155	68.58%	
NO	71	31.42%	

Shall JOSEPH ALARID be retained as a Judge of the Court of Appeals?			
YES	157	69.78%	
NO	68	30.22%	

Canvass Results For SAN JUAN COUNTY - Legislative District 3

GENERAL ELECTION held on November 7, 2000

Precinct:

Registered Voters:

CONSTITUTIONAL AMENDMENT 1

FOR	<input type="text" value="112"/>	<input type="text" value="44.27%"/>
AGAINST	<input type="text" value="141"/>	<input type="text" value="55.73%"/>

CONSTITUTIONAL AMENDMENT 2

FOR	<input type="text" value="75"/>	<input type="text" value="28.20%"/>
AGAINST	<input type="text" value="191"/>	<input type="text" value="71.80%"/>

BOND QUESTION A

FOR	<input type="text" value="133"/>	<input type="text" value="49.63%"/>
AGAINST	<input type="text" value="135"/>	<input type="text" value="50.37%"/>

BOND QUESTION B

FOR	<input type="text" value="130"/>	<input type="text" value="48.33%"/>
AGAINST	<input type="text" value="139"/>	<input type="text" value="51.67%"/>

BOND QUESTION C

FOR	<input type="text" value="78"/>	<input type="text" value="29.43%"/>
AGAINST	<input type="text" value="187"/>	<input type="text" value="70.57%"/>

Canvass Results For SAN JUAN COUNTY - Legislative District 3

GENERAL ELECTION held on November 7, 2000

Precinct: **079** Registered Voters: **557**

PRESIDENT AND VICE PRESIDENT OF THE UNITED STATES			
RALPH NADER and WINONA LA DUKE	3	1.17%	GREEN PARTY
AL GORE and JOE LIEBERMAN	76	29.57%	DEMOCRATIC PARTY
GEORGE W. BUSH and DICK CHENEY	175	68.09%	REPUBLICAN PARTY
HARRY BROWNE and ART OLIVIER	2	0.78%	LIBERTARIAN PARTY
HOWARD PHILLIPS and J. CURTIS FRAZIER	1	0.39%	CONSTITUTION PARTY
JOHN HAGELIN and NAT GOLDBABER	0	0.00%	NATURAL LAW PARTY
PAT BUCHANAN and EZOLA FOSTER	0	0.00%	REFORM PARTY

UNITED STATES SENATOR			
JEFF BINGAMAN	114	44.36%	DEMOCRATIC PARTY
BILL REDMOND	143	55.64%	REPUBLICAN PARTY
ORLIN G. COLE (Write-In)	0	0.00%	

UNITED STATES REPRESENTATIVE DISTRICT 3			
TOM UDALL	125	49.21%	DEMOCRATIC PARTY
LISA L. LUTZ	129	50.79%	REPUBLICAN PARTY

JUDGE OF THE COURT OF APPEALS POSITION 1			
MANUEL TIJERINA	88	35.34%	DEMOCRATIC PARTY
JONATHAN B. SUTIN	161	64.66%	REPUBLICAN PARTY

JUDGE OF THE COURT OF APPEALS POSITION 2			
CYNTHIA A. FRY	109	44.67%	DEMOCRATIC PARTY
RODERICK T. KENNEDY	135	55.33%	REPUBLICAN PARTY

JUDGE OF THE COURT OF APPEALS POSITION 3			
MARVIN H. GLADSTONE	11	7.35%	GREEN PARTY
IRA ROBINSON	111	35.92%	DEMOCRATIC PARTY
T. GLENN ELLINGTON	139	56.73%	REPUBLICAN PARTY

JUDGE OF THE COURT OF APPEALS POSITION 4			
CELIA FOY CASTILLO	94	38.84%	DEMOCRATIC PARTY
RITA NUNEZ NEUMANN	148	61.16%	REPUBLICAN PARTY

STATE SENATOR DISTRICT 2			
DARLA WHITNEY-WELLES	91	35.97%	DEMOCRATIC PARTY
ALLEN V. HURT	162	64.03%	REPUBLICAN PARTY

STATE REPRESENTATIVE DISTRICT 3			
CLYDE B. VICENTI	69	27.17%	DEMOCRATIC PARTY
SANDRA L. TOWNSEND	185	72.83%	REPUBLICAN PARTY

DISTRICT ATTORNEY 11th JUDICIAL DISTRICT - DIVISION 1			
JUNE P. STEIN	114	44.88%	DEMOCRATIC PARTY
GREGORY M. TUCKER	140	55.12%	REPUBLICAN PARTY

COUNTY COMMISSIONER DISTRICT 3			
ERNIE B. GARCIA	95	38.78%	DEMOCRATIC PARTY
STEVEN P. NEVILLE	150	61.22%	REPUBLICAN PARTY

COUNTY CLERK			
BERNADETTE R. HUSTON-ROLFS	84	34.57%	DEMOCRATIC PARTY
FRAN J. HANHARDT	159	65.43%	REPUBLICAN PARTY

COUNTY TREASURER			
VICKIE I. ROBINSON	208	100.00%	REPUBLICAN PARTY

Shall PATRICIO M. SERNA be retained as a Justice of the Supreme Court?			
YES	138	74.19%	
NO	48	25.81%	

Shall JOSEPH ALARID be retained as a Judge of the Court of Appeals?			
YES	132	71.74%	
NO	52	28.26%	

Canvass Results For SAN JUAN COUNTY - Legislative District 3

GENERAL ELECTION held on November 7, 2000

Precinct: 079

Registered Voters: 557

CONSTITUTIONAL AMENDMENT 1

FOR	97	46.19%
AGAINST	113	53.81%

CONSTITUTIONAL AMENDMENT 2

FOR	66	30.99%
AGAINST	147	69.01%

BOND QUESTION A

FOR	118	55.40%
AGAINST	95	44.60%

BOND QUESTION B

FOR	101	48.33%
AGAINST	108	51.67%

BOND QUESTION C

FOR	72	35.47%
AGAINST	131	64.53%

Canvass Results For SAN JUAN COUNTY - Legislative District 2

GENERAL ELECTION held on November 7, 2000

Precinct: 080

Registered Voters: 1265

PRESIDENT AND VICE PRESIDENT OF THE UNITED STATES

RALPH NADER and WINONA LA DUKE	9	1.50%
GREEN PARTY		
AL GORE and JOE LIEBERMAN	142	23.67%
DEMOCRATIC PARTY		
GEORGE W. BUSH and DICK CHENEY	446	74.33%
REPUBLICAN PARTY		
HARRY BROWNE and ART OLIVIER	1	0.17%
LIBERTARIAN PARTY		
HOWARD PHILLIPS and J. CURTIS FRAZIER	0	0.00%
CONSTITUTION PARTY		
JOHN HAGELIN and NAT GOLDBABER	1	0.17%
NATURAL LAW PARTY		
PAT BUCHANAN and EZOLA FOSTER	1	0.17%
REFORM PARTY		

UNITED STATES SENATOR

JEFF BINGAMAN	225	37.88%
DEMOCRATIC PARTY		
BILL REDMOND	369	62.12%
REPUBLICAN PARTY		
ORLIN G. COLE (Write-In)	0	0.00%

UNITED STATES REPRESENTATIVE

DISTRICT 3

TOM UDALL	264	44.90%
DEMOCRATIC PARTY		
LISA L. LUTZ	324	55.10%
REPUBLICAN PARTY		

JUDGE OF THE COURT OF APPEALS

POSITION 1

MANUEL TIERINA	175	30.33%
DEMOCRATIC PARTY		
JONATHAN B. SUTIN	402	69.67%
REPUBLICAN PARTY		

JUDGE OF THE COURT OF APPEALS

POSITION 2

CYNTHIA A. FRY	213	36.79%
DEMOCRATIC PARTY		
RODERICK T. KENNEDY	366	63.21%
REPUBLICAN PARTY		

JUDGE OF THE COURT OF APPEALS

POSITION 3

MARVIN H. GLADSTONE	46	8.10%
GREEN PARTY		
IRA ROBINSON	153	26.94%
DEMOCRATIC PARTY		
T. GLENN ELLINGTON	369	64.96%
REPUBLICAN PARTY		

JUDGE OF THE COURT OF APPEALS

POSITION 4

CELIA FOY CASTILLO	177	31.33%
DEMOCRATIC PARTY		
RITA NUNEZ NEUMANN	388	68.67%
REPUBLICAN PARTY		

STATE SENATOR

DISTRICT 2

DARLA WHITNEY-WELLES	181	30.89%
DEMOCRATIC PARTY		
ALLEN V. HURT	405	69.11%
REPUBLICAN PARTY		

STATE REPRESENTATIVE

DISTRICT 2

THOMAS C. TAYLOR	484	98.37%
REPUBLICAN PARTY		
DESTRI C. GLEIM (Write-In)	0	1.63%

DISTRICT ATTORNEY

11th JUDICIAL DISTRICT - DIVISION

JUNE P. STEIN	224	37.90%
DEMOCRATIC PARTY		
GREGORY M. TUCKER	367	62.10%
REPUBLICAN PARTY		

MAGISTRATE JUDGE

DIVISION 4

LONNIE L. VALENCIA	492	100.00%
REPUBLICAN PARTY		
WILMA R. CHARLEY (Write-In)	0	0.00%
VICTORIA R. YAZZIE (Write-In)	0	0.00%

COUNTY CLERK

BERNADETTE R. HUSTON-ROLFS	152	26.39%
DEMOCRATIC PARTY		
FRAN J. HANHARDT	424	73.61%
REPUBLICAN PARTY		

COUNTY TREASURER

VICKIE I. ROBINSON	493	100.00%
REPUBLICAN PARTY		

Shall PATRICIO M. SERNA be retained as a Justice of the Supreme Court?

YES	311	67.90%
NO	147	32.10%

Shall JOSEPH ALARID be retained as a Judge of the Court of Appeals?

YES	301	66.59%
NO	151	33.41%

Canvass Results For SAN JUAN COUNTY - Legislative District 2

GENERAL ELECTION held on November 7, 2000

Precinct: 080

Registered Voters: 1265

CONSTITUTIONAL AMENDMENT 1

FOR	224	44.36%
AGAINST	281	55.64%

CONSTITUTIONAL AMENDMENT 2

FOR	130	24.86%
AGAINST	393	75.14%

BOND QUESTION A

FOR	268	51.54%
AGAINST	252	48.46%

BOND QUESTION B

FOR	260	50.29%
AGAINST	257	49.71%

BOND QUESTION C

FOR	152	29.92%
AGAINST	356	70.08%

Canvass Results For SAN JUAN COUNTY - Legislative District 4

GENERAL ELECTION held on November 7, 2000

Precinct: **081** Registered Voters: **386**

PRESIDENT AND VICE PRESIDENT OF THE UNITED STATES

RALPH NADER and WINONA LA DUKE <i>GREEN PARTY</i>	2	1.47%
AL GORE and JOE LIEBERMAN <i>DEMOCRATIC PARTY</i>	86	63.24%
GEORGE W. BUSH and DICK CHENEY <i>REPUBLICAN PARTY</i>	47	34.56%
HARRY BROWNE and ART OLIVIER <i>LIBERTARIAN PARTY</i>	0	0.00%
HOWARD PHILLIPS and J. CURTIS FRAZIER <i>CONSTITUTION PARTY</i>	0	0.00%
JOHN HAGELIN and NAT GOLDBABER <i>NATURAL LAW PARTY</i>	0	0.00%
PAT BUCHANAN and EZOLA FOSTER <i>REFORM PARTY</i>	1	0.74%

UNITED STATES SENATOR

JEFF BINGAMAN <i>DEMOCRATIC PARTY</i>	104	77.04%
BILL REDMOND <i>REPUBLICAN PARTY</i>	31	22.96%
ORLIN G. COLE (Write-In)	1	0.00%

UNITED STATES REPRESENTATIVE

DISTRICT 3

TOM UDALL <i>DEMOCRATIC PARTY</i>	116	85.93%
LISA L. LUTZ <i>REPUBLICAN PARTY</i>	19	14.07%

JUDGE OF THE COURT OF APPEALS

POSITION 1

MANUEL TIJERINA <i>DEMOCRATIC PARTY</i>	82	64.06%
JONATHAN B. SUTIN <i>REPUBLICAN PARTY</i>	46	35.94%

JUDGE OF THE COURT OF APPEALS

POSITION 2

CYNTHIA A. FRY <i>DEMOCRATIC PARTY</i>	94	74.02%
RODERICK T. KENNEDY <i>REPUBLICAN PARTY</i>	33	25.98%

JUDGE OF THE COURT OF APPEALS

POSITION 3

MARVIN H. GLADSTONE <i>GREEN PARTY</i>	3	7.14%
IRA ROBINSON <i>DEMOCRATIC PARTY</i>	85	67.46%
T. GLENN ELLINGTON <i>REPUBLICAN PARTY</i>	32	25.40%

JUDGE OF THE COURT OF APPEALS

POSITION 4

CELIA FOY CASTILLO <i>DEMOCRATIC PARTY</i>	9	73.85%
RITA NUNEZ NEUMANN <i>REPUBLICAN PARTY</i>	34	26.15%

STATE SENATOR

DISTRICT 1

WILLIAM E. SHARER <i>REPUBLICAN PARTY</i>	73	76.84%
RONALD E. BARRETT <i>LIBERTARIAN PARTY</i>	22	23.16%

STATE REPRESENTATIVE

DISTRICT 4

RAY BEGAYE <i>DEMOCRATIC PARTY</i>	111	84.09%
VERLIN A. HAMMONS <i>REPUBLICAN PARTY</i>	21	15.91%

DISTRICT ATTORNEY

11th JUDICIAL DISTRICT - DIVISION 1

JUNE P. STEIN <i>DEMOCRATIC PARTY</i>	86	66.15%
GREGORY M. TUCKER <i>REPUBLICAN PARTY</i>	44	33.85%

MAGISTRATE JUDGE

DIVISION 4

LONNIE L. VALENCIA <i>REPUBLICAN PARTY</i>	92	100.00%
WILMA R. CHARLEY (Write-In)	0	0.00%
VICTORIA R. YAZZIE (Write-In)	0	0.00%

COUNTY CLERK

BERNADETTE R. HUSTON-ROLFS <i>DEMOCRATIC PARTY</i>	81	64.80%
FRAN J. HANHARDT <i>REPUBLICAN PARTY</i>	44	35.20%

COUNTY TREASURER

VICKIE I. ROBINSON <i>REPUBLICAN PARTY</i>	90	100.00%
---	----	---------

Shall PATRICIO M. SERNA be retained as a Justice of the Supreme Court?

YES	73	71.57%
NO	29	28.43%

Shall JOSEPH ALARID be retained as a Judge of the Court of Appeals?

YES	68	70.83%
NO	28	29.17%

Canvass Results For SAN JUAN COUNTY - Legislative District 4

GENERAL ELECTION held on November 7, 2000

Precinct: Registered Voters:

CONSTITUTIONAL AMENDMENT 1		
FOR	67	58.26%
AGAINST	48	41.74%

CONSTITUTIONAL AMENDMENT 2		
FOR	84	71.79%
AGAINST	33	28.21%

BOND QUESTION A		
FOR	100	82.64%
AGAINST	21	17.36%

BOND QUESTION B		
FOR	93	79.49%
AGAINST	24	20.51%

BOND QUESTION C		
FOR	83	74.11%
AGAINST	29	25.89%

Canvass Results For SAN JUAN COUNTY - Legislative District 3

GENERAL ELECTION held on November 7, 2000

Precinct: **082** Registered Voters: **472**

PRESIDENT AND VICE PRESIDENT OF THE UNITED STATES

RALPH NADER and WINONA LA DUKE	4	1.94%
GREEN PARTY		
AL GORE and JOE LIEBERMAN	75	36.41%
DEMOCRATIC PARTY		
GEORGE W. BUSH and DICK CHENEY	127	61.65%
REPUBLICAN PARTY		
HARRY BROWNE and ART OLIVIER	0	0.00%
LIBERTARIAN PARTY		
HOWARD PHILLIPS and J. CURTIS FRAZIER	0	0.00%
CONSTITUTION PARTY		
JOHN HAGELIN and NAT GOLDBERGER	0	0.00%
NATURAL LAW PARTY		
PAT BUCHANAN and EZOLA FOSTER	0	0.00%
REFORM PARTY		

UNITED STATES SENATOR

JEFF BINGAMAN	105	50.72%
DEMOCRATIC PARTY		
BILL REDMOND	102	49.28%
REPUBLICAN PARTY		
ORLIN G. COLE (Write-In)	1	0.00%

UNITED STATES REPRESENTATIVE

DISTRICT 3

TOM UDALL	119	57.49%
DEMOCRATIC PARTY		
LISA L. LUTZ	86	42.51%
REPUBLICAN PARTY		

JUDGE OF THE COURT OF APPEALS

POSITION 1

MANUEL TIJERINA	102	43.63%
DEMOCRATIC PARTY		
JONATHAN B. SUTIN	115	56.37%
REPUBLICAN PARTY		

JUDGE OF THE COURT OF APPEALS

POSITION 2

CYNTHIA A. FRY	93	45.81%
DEMOCRATIC PARTY		
RODERICK T. KENNEDY	110	54.19%
REPUBLICAN PARTY		

JUDGE OF THE COURT OF APPEALS

POSITION 3

MARVIN H. GLADSTONE	11	5.37%
GREEN PARTY		
IRA ROBINSON	84	40.98%
DEMOCRATIC PARTY		
T. GLENN ELLINGTON	110	53.66%
REPUBLICAN PARTY		

JUDGE OF THE COURT OF APPEALS

POSITION 4

CELIA FOY CASTILLO	97	47.55%
DEMOCRATIC PARTY		
RITA NUNEZ NEUMANN	107	52.45%
REPUBLICAN PARTY		

STATE SENATOR

DISTRICT 2

DARLA WHITNEY-WELLES	103	49.28%
DEMOCRATIC PARTY		
ALLEN V. HURT	106	50.72%
REPUBLICAN PARTY		

STATE REPRESENTATIVE

DISTRICT 3

CLYDE B. VICENT	75	36.06%
DEMOCRATIC PARTY		
SANDRA L. TOWNSEND	133	63.94%
REPUBLICAN PARTY		

DISTRICT ATTORNEY

11th JUDICIAL DISTRICT - DIVISION 1

JUNE P. STEIN	100	48.31%
DEMOCRATIC PARTY		
GREGORY M. TUCKER	107	51.69%
REPUBLICAN PARTY		

COUNTY COMMISSIONER

DISTRICT 3

ERNE B. GARCIA	90	43.69%
DEMOCRATIC PARTY		
STEVEN P. NEVILLE	116	56.31%
REPUBLICAN PARTY		

COUNTY CLERK

BERNADETTE R. HUSTON-ROLFS	80	38.65%
DEMOCRATIC PARTY		
FRAN J. HANHARDT	127	61.35%
REPUBLICAN PARTY		

COUNTY TREASURER

VICKIE I. ROBINSON	173	100.00%
REPUBLICAN PARTY		

Shall PATRICIO M. SERNA be retained as a Justice of the Supreme Court?

YES	125	78.13%
NO	35	21.88%

Shall JOSEPH ALARID be retained as a Judge of the Court of Appeals?

YES	117	74.05%
NO	41	25.95%

Canvass Results For SAN JUAN COUNTY - Legislative District 3

GENERAL ELECTION held on November 7, 2000

Precinct: **082**

Registered Voters: **472**

CONSTITUTIONAL AMENDMENT 1

FOR	82	46.59%
AGAINST	94	53.41%

CONSTITUTIONAL AMENDMENT 2

FOR	52	28.11%
AGAINST	133	71.89%

BOND QUESTION A

FOR	89	48.90%
AGAINST	93	51.10%

BOND QUESTION B

FOR	85	46.70%
AGAINST	97	53.30%

BOND QUESTION C

FOR	64	34.59%
AGAINST	121	65.41%

Canvass Results For SAN JUAN COUNTY - Legislative District 3

GENERAL ELECTION held on November 7, 2000

Precinct: **083** Registered Voters: **332**

PRESIDENT AND VICE PRESIDENT OF THE UNITED STATES			
RALPH NADER and WINONA LA DUKE	5	2.97%	GREEN PARTY
AL GORE and JOE LIEBERMAN	40	19.80%	DEMOCRATIC PARTY
GEORGE W. BUSH and DICK CHENEY	154	76.24%	REPUBLICAN PARTY
HARRY BROWNE and ART OLIVIERI	1	0.50%	LIBERTARIAN PARTY
HOWARD PHILLIPS and J. CURTIS FRAZIER	0	0.00%	CONSTITUTION PARTY
JOHN HAGELIN and NAT GOLDBABER	0	0.00%	NATURAL LAW PARTY
PAT BUCHANAN and EZOLA FOSTER	1	0.50%	REFORM PARTY

UNITED STATES SENATOR			
JEFF BINGAMAN	69	34.50%	DEMOCRATIC PARTY
BILL REDMOND	131	65.50%	REPUBLICAN PARTY
ORLIN G. COLE (Write-In)	0	0.00%	

UNITED STATES REPRESENTATIVE DISTRICT 3			
TOM UDALL	85	43.59%	DEMOCRATIC PARTY
LISA L. LUTZ	110	56.41%	REPUBLICAN PARTY

JUDGE OF THE COURT OF APPEALS POSITION 1			
MANUEL TIJERINA	44	23.04%	DEMOCRATIC PARTY
JONATHAN B. SUTIN	147	76.96%	REPUBLICAN PARTY

JUDGE OF THE COURT OF APPEALS POSITION 2			
CYNTHIA A. FRY	56	29.79%	DEMOCRATIC PARTY
RODERICK T. KENNEDY	132	70.21%	REPUBLICAN PARTY

JUDGE OF THE COURT OF APPEALS POSITION 3			
MARVIN H. GLADSTONE	7	3.72%	GREEN PARTY
IRA ROBINSON	49	26.06%	DEMOCRATIC PARTY
T. GLENN ELLINGTON	132	70.21%	REPUBLICAN PARTY

JUDGE OF THE COURT OF APPEALS POSITION 4			
CELIA FOY CASTILLO	46	24.73%	DEMOCRATIC PARTY
RITA NUNEZ NEUMANN	140	75.27%	REPUBLICAN PARTY

STATE SENATOR DISTRICT 2			
DARLA WHITNEY-WELLES	67	34.72%	DEMOCRATIC PARTY
ALLEN V. HURT	126	65.28%	REPUBLICAN PARTY

STATE REPRESENTATIVE DISTRICT 3			
CLYDE B. VICENTI	30	15.71%	DEMOCRATIC PARTY
SANDRA L. TOWNSEND	161	84.29%	REPUBLICAN PARTY

DISTRICT ATTORNEY 11th JUDICIAL DISTRICT - DIVISION 1			
JUNE P. STEIN	47	25.00%	DEMOCRATIC PARTY
GREGORY M. TUCKER	141	75.00%	REPUBLICAN PARTY

MAGISTRATE JUDGE DIVISION 4			
LONNIE L. VALENCIA	174	100.00%	REPUBLICAN PARTY
WILMA R. CHARLEY (Write-In)	0	0.00%	
VICTORIA R. YAZZIE (Write-In)	0	0.00%	

COUNTY CLERK			
BERNADETTE R. HUSTON-ROLFS	45	23.68%	DEMOCRATIC PARTY
FRAN J. HANHARDT	145	76.32%	REPUBLICAN PARTY

COUNTY TREASURER			
VICKIE I. ROBINSON	174	100.00%	REPUBLICAN PARTY

Shall PATRICIO M. SERNA be retained as a Justice of the Supreme Court?			
YES	86	61.43%	
NO	54	38.57%	

Shall JOSEPH ALARID be retained as a Judge of the Court of Appeals?			
YES	63	66.32%	
NO	32	33.68%	

Canvass Results For SAN JUAN COUNTY - Legislative District 3

GENERAL ELECTION held on November 7, 2000

Precinct: Registered Voters:

CONSTITUTIONAL AMENDMENT 1		
FOR	74	42.53%
AGAINST	100	57.47%

CONSTITUTIONAL AMENDMENT 2		
FOR	61	34.08%
AGAINST	118	65.92%

BOND QUESTION A		
FOR	88	49.72%
AGAINST	89	50.28%

BOND QUESTION B		
FOR	81	46.82%
AGAINST	92	53.18%

BOND QUESTION C		
FOR	49	28.49%
AGAINST	123	71.51%

Canvass Results For SAN JUAN COUNTY - Legislative District 1

GENERAL ELECTION held on November 7, 2000

Precinct: Registered Voters:

PRESIDENT AND VICE PRESIDENT OF THE UNITED STATES			
RALPH NADER and WINONA LA DUKE	11	1.37%	GREEN PARTY
AL GORE and JOE LIEBERMAN	278	23.84%	DEMOCRATIC PARTY
GEORGE W. BUSH and DICK CHENEY	869	74.53%	REPUBLICAN PARTY
HARRY BROWNE and ART OLIVIER	7	0.17%	LIBERTARIAN PARTY
HOWARD PHILLIPS and J. CURTIS FRAZIER	3	0.00%	CONSTITUTION PARTY
JOHN HAGELIN and NAT GOLDHABER	1	0.00%	NATURAL LAW PARTY
PAT BUCHANAN and EZOLA FOSTER	1	0.09%	REFORM PARTY

UNITED STATES SENATOR			
JEFF BINGAMAN	413	35.48%	DEMOCRATIC PARTY
BILL REDMOND	749	64.35%	REPUBLICAN PARTY
ORLIN G. COLE (Write-In)	2	0.17%	

UNITED STATES REPRESENTATIVE DISTRICT 3			
TOM UDALL	480	41.42%	DEMOCRATIC PARTY
LISA L. LUTZ	679	58.58%	REPUBLICAN PARTY

JUDGE OF THE COURT OF APPEALS POSITION 1			
MANUEL TIJERINA	247	22.19%	DEMOCRATIC PARTY
JONATHAN B. SUTIN	866	77.81%	REPUBLICAN PARTY

JUDGE OF THE COURT OF APPEALS POSITION 2			
CYNTHIA A. FRY	303	27.52%	DEMOCRATIC PARTY
RODERICK T. KENNEDY	798	72.48%	REPUBLICAN PARTY

JUDGE OF THE COURT OF APPEALS POSITION 3			
MARVIN H. GLADSTONE	62	5.65%	GREEN PARTY
IRA ROBINSON	306	27.87%	DEMOCRATIC PARTY
T. GLENN ELLINGTON	730	66.48%	REPUBLICAN PARTY

JUDGE OF THE COURT OF APPEALS POSITION 4			
CELIA FOY CASTILLO	297	27.27%	DEMOCRATIC PARTY
RITA NUNEZ NEUMANN	792	72.73%	REPUBLICAN PARTY

STATE SENATOR DISTRICT 1			
WILLIAM E. SHARER	819	85.31%	REPUBLICAN PARTY
RONALD E. BARRETT	141	14.69%	LIBERTARIAN PARTY

STATE SENATOR DISTRICT 2			
DARLA WHITNEY-WELLES	14	19.72%	DEMOCRATIC PARTY
ALLEN V. HURT	57	80.28%	REPUBLICAN PARTY

STATE REPRESENTATIVE DISTRICT 1			
JERRY SANDEL	510	44.00%	DEMOCRATIC PARTY
JAMES NICHOLAS TINNIN, JR.	649	56.00%	REPUBLICAN PARTY

DISTRICT ATTORNEY 11th JUDICIAL DISTRICT - DIVISION 1			
JUNE P. STEIN	324	28.17%	DEMOCRATIC PARTY
GREGORY M. TUCKER	826	71.83%	REPUBLICAN PARTY

MAGISTRATE JUDGE DIVISION 4			
LONNIE L. VALENCIA	74	100.00%	REPUBLICAN PARTY
WILMA R. CHARLEY (Write-In)	0	0.00%	
VICTORIA R. YAZZIE (Write-In)	0	0.00%	

COUNTY COMMISSIONER DISTRICT 4			
JACK L. FORTNER	600	83.22%	REPUBLICAN PARTY
ROBERT W. ZIESMER	121	16.78%	LIBERTARIAN PARTY

COUNTY COMMISSIONER DISTRICT 5			
P. MARK DUNCAN	186	77.50%	REPUBLICAN PARTY
GARY Z. WOOD	54	22.50%	LIBERTARIAN PARTY

Canvass Results For SAN JUAN COUNTY - Legislative District 1

GENERAL ELECTION held on November 7, 2000

Precinct: Registered Voters:

COUNTY CLERK

BERNADETTE R. HUSTON-ROLFS	259	22.88%
----------------------------	-----	--------

DEMOCRATIC PARTY

FRAN J. HANHARDT	873	77.12%
------------------	-----	--------

REPUBLICAN PARTY

COUNTY TREASURER

VICKIE I. ROBINSON	943	100.00%
--------------------	-----	---------

REPUBLICAN PARTY

Shall PATRICIO M. SERNA be retained as a Justice of the Supreme Court?

YES	568	63.04%
-----	-----	--------

NO	333	36.96%
----	-----	--------

Shall JOSEPH ALARID be retained as a Judge of the Court of Appeals?

YES	602	67.64%
-----	-----	--------

NO	288	32.36%
----	-----	--------

CONSTITUTIONAL AMENDMENT 1

FOR	451	46.59%
-----	-----	--------

AGAINST	517	53.41%
---------	-----	--------

CONSTITUTIONAL AMENDMENT 2

FOR	243	23.10%
-----	-----	--------

AGAINST	809	76.90%
---------	-----	--------

BOND QUESTION A

FOR	505	48.28%
-----	-----	--------

AGAINST	541	51.72%
---------	-----	--------

BOND QUESTION B

FOR	461	44.46%
-----	-----	--------

AGAINST	576	55.54%
---------	-----	--------

BOND QUESTION C

FOR	270	26.57%
-----	-----	--------

AGAINST	746	73.43%
---------	-----	--------

Canvass Results For SAN JUAN COUNTY - Legislative District 2

GENERAL ELECTION held on November 7, 2000

Precinct: **AV** Registered Voters: **0**

PRESIDENT AND VICE PRESIDENT OF THE UNITED STATES

RALPH NADER and WINONA LA DUKE	23	2.19%
GREEN PARTY		
AL GORE and JOE LIEBERMAN	242	23.07%
DEMOCRATIC PARTY		
GEORGE W. BUSH and DICK CHENEY	771	73.50%
REPUBLICAN PARTY		
HARRY BROWNE and ART OLIVIER	1	0.86%
LIBERTARIAN PARTY		
HOWARD PHILLIPS and J. CURTIS FRAZIER	1	0.10%
CONSTITUTION PARTY		
JOHN HAGELIN and NAT GOLDBERGER	1	0.10%
NATURAL LAW PARTY		
PAT BUCHANAN and EZOLA FOSTER	2	0.19%
REFORM PARTY		

UNITED STATES SENATOR

JEFF BINGAMAN	359	34.65%
DEMOCRATIC PARTY		
BILL REDMOND	674	65.06%
REPUBLICAN PARTY		
ORLIN G. COLE (Write-In)	1	0.29%

UNITED STATES REPRESENTATIVE

DISTRICT 3

TOM UDALL	390	37.75%
DEMOCRATIC PARTY		
LISA L. LUTZ	643	62.25%
REPUBLICAN PARTY		

JUDGE OF THE COURT OF APPEALS

POSITION 1

MANUEL TIJERINA	218	21.82%
DEMOCRATIC PARTY		
JONATHAN B. SUTIN	781	78.18%
REPUBLICAN PARTY		

JUDGE OF THE COURT OF APPEALS

POSITION 2

CYNTHIA A. FRY	293	29.51%
DEMOCRATIC PARTY		
RODERICK T. KENNEDY	700	70.49%
REPUBLICAN PARTY		

JUDGE OF THE COURT OF APPEALS

POSITION 3

MARVIN H. GLADSTONE	50	5.06%
GREEN PARTY		
IRA ROBINSON	269	27.20%
DEMOCRATIC PARTY		
T. GLENN ELLINGTON	670	67.75%
REPUBLICAN PARTY		

JUDGE OF THE COURT OF APPEALS

POSITION 4

CELIA FOY CASTILLO	260	26.50%
DEMOCRATIC PARTY		
RITA NUNEZ NEUMANN	721	73.50%
REPUBLICAN PARTY		

STATE SENATOR

DISTRICT 1

WILLIAM E. SHARER	582	81.17%
REPUBLICAN PARTY		
RONALD E. BARRETT	135	18.83%
LIBERTARIAN PARTY		

STATE SENATOR

DISTRICT 2

DARLA WHITNEY-WELLES	76	33.19%
DEMOCRATIC PARTY		
ALLEN V. HURT	153	66.81%
REPUBLICAN PARTY		

STATE REPRESENTATIVE

DISTRICT 2

THOMAS C. TAYLOR	815	96.91%
REPUBLICAN PARTY		
DESTRI C. GLEIM (Write-In)	26	3.09%

DISTRICT ATTORNEY

11th JUDICIAL DISTRICT - DIVISION 1

JUNE P. STEIN	270	26.63%
DEMOCRATIC PARTY		
GREGORY M. TUCKER	744	73.37%
REPUBLICAN PARTY		

STATE BOARD OF EDUCATION

DISTRICT 10

ALFRED J. HERRERA	73	100.00%
DEMOCRATIC PARTY		

MAGISTRATE JUDGE

DIVISION 4

LONNIE L. VALENCIA	180	100.00%
REPUBLICAN PARTY		
WILMA R. CHARLEY (Write-In)	0	0.00%
VICTORIA R. YAZZIE (Write-In)	0	0.00%

COUNTY COMMISSIONER

DISTRICT 3

ERNIE B. GARCIA	41	28.47%
DEMOCRATIC PARTY		
STEVEN P. NEVILLE	103	71.53%
REPUBLICAN PARTY		

Canvass Results For SAN JUAN COUNTY - Legislative District 2

GENERAL ELECTION held on November 7, 2000

Precinct: **AV** Registered Voters: **0**

COUNTY COMMISSIONER		
DISTRICT 4		
JACK L. FORTNER	224	80.00%
REPUBLICAN PARTY		
ROBERT W. ZIESMER	56	20.00%
LIBERTARIAN PARTY		

COUNTY COMMISSIONER		
DISTRICT 5		
P. MARK DUNCAN	313	79.64%
REPUBLICAN PARTY		
GARY Z. WOOD	80	20.36%
LIBERTARIAN PARTY		

COUNTY CLERK		
BERNADETTE R. HUSTON-ROLFS	235	23.13%
DEMOCRATIC PARTY		
FRAN J. HANHARDT	781	76.87%
REPUBLICAN PARTY		

COUNTY TREASURER		
VICKIE I. ROBINSON	843	100.00%
REPUBLICAN PARTY		

Shall PATRICIO M. SERNA be retained as a Justice of the Supreme Court?		
YES	493	61.70%
NO	306	38.30%

Shall JOSEPH ALARID be retained as a Judge of the Court of Appeals?		
YES	523	66.20%
NO	267	33.80%

CONSTITUTIONAL AMENDMENT 1		
FOR	397	45.11%
AGAINST	483	54.89%

CONSTITUTIONAL AMENDMENT 2		
FOR	213	22.19%
AGAINST	747	77.81%

BOND QUESTION A		
FOR	441	46.82%
AGAINST	501	53.18%

BOND QUESTION B		
FOR	407	43.16%
AGAINST	536	56.84%

BOND QUESTION C		
FOR	231	24.84%
AGAINST	699	75.16%

Canvass Results For SAN JUAN COUNTY - Legislative District 3

GENERAL ELECTION held on November 7, 2000

Precinct: **AV** Registered Voters: **0**

PRESIDENT AND VICE PRESIDENT OF THE UNITED STATES

RALPH NADER and WINONA LA DUKE <i>GREEN PARTY</i>	32	2.71%
AL GORE and JOE LIEBERMAN <i>DEMOCRATIC PARTY</i>	286	24.26%
GEORGE W. BUSH and DICK CHENEY <i>REPUBLICAN PARTY</i>	840	71.25%
HARRY BROWNE and ART OLIVIER <i>LIBERTARIAN PARTY</i>	10	0.85%
HOWARD PHILLIPS and J. CURTIS FRAZIER <i>CONSTITUTION PARTY</i>	1	0.08%
JOHN HAGELIN and NAT GOLDBERGER <i>NATURAL LAW PARTY</i>	1	0.08%
PAT BUCHANAN and EZOLA FOSTER <i>REFORM PARTY</i>	1	0.76%

UNITED STATES SENATOR

JEFF BINGAMAN <i>DEMOCRATIC PARTY</i>	423	36.00%
BILL REDMOND <i>REPUBLICAN PARTY</i>	752	64.00%
ORLIN G. COLE (Write-In)	5	0.00%

UNITED STATES REPRESENTATIVE

DISTRICT 3

TOM UDALL <i>DEMOCRATIC PARTY</i>	472	40.34%
LISA L. LUTZ <i>REPUBLICAN PARTY</i>	698	59.66%

JUDGE OF THE COURT OF APPEALS

POSITION 1

MANUEL TIJERINA <i>DEMOCRATIC PARTY</i>	259	23.29%
JONATHAN B. SUTIN <i>REPUBLICAN PARTY</i>	853	76.71%

JUDGE OF THE COURT OF APPEALS

POSITION 2

CYNTHIA A. FRY <i>DEMOCRATIC PARTY</i>	345	30.80%
RODERICK T. KENNEDY <i>REPUBLICAN PARTY</i>	775	69.20%

JUDGE OF THE COURT OF APPEALS

POSITION 3

MARVIN H. GLADSTONE <i>GREEN PARTY</i>	73	6.56%
IRA ROBINSON <i>DEMOCRATIC PARTY</i>	311	27.94%
T. GLENN ELLINGTON <i>REPUBLICAN PARTY</i>	729	65.50%

JUDGE OF THE COURT OF APPEALS

POSITION 4

CELIA FOY CASTILLO <i>DEMOCRATIC PARTY</i>	330	29.95%
RITA NUNEZ NEUMANN <i>REPUBLICAN PARTY</i>	772	70.05%

STATE SENATOR

DISTRICT 2

DARLA WHITNEY-WELLES <i>DEMOCRATIC PARTY</i>	411	35.19%
ALLEN V. HURT <i>REPUBLICAN PARTY</i>	757	64.81%

STATE REPRESENTATIVE

DISTRICT 3

CLYDE B. VICENTII <i>DEMOCRATIC PARTY</i>	232	19.86%
SANDRA L. TOWNSEND <i>REPUBLICAN PARTY</i>	936	80.14%

DISTRICT ATTORNEY

11th JUDICIAL DISTRICT - DIVISION 1

JUNE P. STEIN <i>DEMOCRATIC PARTY</i>	354	30.52%
GREGORY M. TUCKER <i>REPUBLICAN PARTY</i>	806	69.48%

STATE BOARD OF EDUCATION

DISTRICT 10

ALFRED J. HERRERA <i>DEMOCRATIC PARTY</i>	246	100.00%
---	-----	---------

MAGISTRATE JUDGE

DIVISION 4

LONNIE L. VALENCIA <i>REPUBLICAN PARTY</i>	17	100.00%
WILMA R. CHARLEY (Write-In)	0	0.00%
VICTORIA R. YAZZIE (Write-In)	0	0.00%

COUNTY COMMISSIONER

DISTRICT 3

ERNE B. GARCIA <i>DEMOCRATIC PARTY</i>	294	29.49%
STEVEN P. NEVILLE <i>REPUBLICAN PARTY</i>	703	70.51%

COUNTY CLERK

BERNADETTE R. HUSTON-ROLFS <i>DEMOCRATIC PARTY</i>	304	26.41%
FRAN J. HANHARDT <i>REPUBLICAN PARTY</i>	847	73.59%

Canvass Results For SAN JUAN COUNTY - Legislative District 3

GENERAL ELECTION held on November 7, 2000

Precinct: **AV** Registered Voters: **0**

COUNTY TREASURER

VICKIE I. ROBINSON	922	100.00%
REPUBLICAN PARTY		

Shall PATRICIO M. SERNA be retained as a Justice of the Supreme Court?

YES	561	61.51%
NO	351	38.49%

Shall JOSEPH ALARID be retained as a Judge of the Court of Appeals?

YES	585	64.78%
NO	318	35.22%

CONSTITUTIONAL AMENDMENT 1

FOR	469	48.35%
AGAINST	501	51.65%

CONSTITUTIONAL AMENDMENT 2

FOR	200	18.83%
AGAINST	862	81.17%

BOND QUESTION A

FOR	467	44.69%
AGAINST	578	55.31%

BOND QUESTION B

FOR	422	40.50%
AGAINST	620	59.50%

BOND QUESTION C

FOR	236	22.93%
AGAINST	793	77.07%

Canvass Results For SAN JUAN COUNTY - Legislative District 4

GENERAL ELECTION held on November 7, 2000

Precinct: **AV** Registered Voters: **0**

PRESIDENT AND VICE PRESIDENT OF THE UNITED STATES

RALPH NADER and WINONA LA DUKE <i>GREEN PARTY</i>	6	1.51%
AL GORE and JOE LIEBERMAN <i>DEMOCRATIC PARTY</i>	168	42.21%
GEORGE W. BUSH and DICK CHENEY <i>REPUBLICAN PARTY</i>	222	55.78%
HARRY BROWNE and ART OLIVIER <i>LIBERTARIAN PARTY</i>	0	0.00%
HOWARD PHILLIPS and J. CURTIS FRAZIER <i>CONSTITUTION PARTY</i>	1	0.25%
JOHN HAGELIN and NAT GOLDHABER <i>NATURAL LAW PARTY</i>	0	0.00%
PAT BUCHANAN and EZOLA FOSTER <i>REFORM PARTY</i>	1	0.25%

UNITED STATES SENATOR

JEFF BINGAMAN <i>DEMOCRATIC PARTY</i>	180	45.69%
BILL REDMOND <i>REPUBLICAN PARTY</i>	213	54.06%
ORLIN G. COLE (Write-In)	1	0.25%

UNITED STATES REPRESENTATIVE

DISTRICT 3

TOM UDALL <i>DEMOCRATIC PARTY</i>	224	56.57%
LISA L. LUTZ <i>REPUBLICAN PARTY</i>	172	43.43%

JUDGE OF THE COURT OF APPEALS

POSITION 1

MANUEL TIJERINA <i>DEMOCRATIC PARTY</i>	147	38.18%
JONATHAN B. SUTIN <i>REPUBLICAN PARTY</i>	238	61.82%

JUDGE OF THE COURT OF APPEALS

POSITION 2

CYNTHIA A. FRY <i>DEMOCRATIC PARTY</i>	167	43.72%
RODERICK T. KENNEDY <i>REPUBLICAN PARTY</i>	215	56.28%

JUDGE OF THE COURT OF APPEALS

POSITION 3

MARVIN H. GLADSTONE <i>GREEN PARTY</i>	30	7.85%
IRA ROBINSON <i>DEMOCRATIC PARTY</i>	172	45.03%
T. GLENN ELLINGTON <i>REPUBLICAN PARTY</i>	180	47.12%

JUDGE OF THE COURT OF APPEALS

POSITION 4

CELIA FOY CASTILLO <i>DEMOCRATIC PARTY</i>	153	40.80%
RITA NUNEZ NEUMANN <i>REPUBLICAN PARTY</i>	222	59.20%

STATE SENATOR

DISTRICT 1

WILLIAM E. SHARER <i>REPUBLICAN PARTY</i>	3	75.00%
RONALD E. BARRETT <i>LIBERTARIAN PARTY</i>	1	25.00%

STATE SENATOR

DISTRICT 2

DARLA WHITNEY-WELLES <i>DEMOCRATIC PARTY</i>	84	34.15%
ALLEN V. HURT <i>REPUBLICAN PARTY</i>	162	65.85%

STATE SENATOR

DISTRICT 3

JOHN PINTO <i>DEMOCRATIC PARTY</i>	77	55.40%
JIMMIE GARNENEZ, SR. <i>REPUBLICAN PARTY</i>	62	44.60%

STATE REPRESENTATIVE

DISTRICT 4

RAY BEGAYE <i>DEMOCRATIC PARTY</i>	176	45.36%
VERLIN A. HAMMONS <i>REPUBLICAN PARTY</i>	212	54.64%

DISTRICT ATTORNEY

11th JUDICIAL DISTRICT - DIVISION 1

JUNE P. STEIN <i>DEMOCRATIC PARTY</i>	157	40.67%
GREGORY M. TUCKER <i>REPUBLICAN PARTY</i>	229	59.33%

MAGISTRATE JUDGE

DIVISION 4

LONNIE L. VALENCIA <i>REPUBLICAN PARTY</i>	14	100.00%
WILMA R. CHARLEY (Write-In)	0	0.00%
VICTORIA R. YAZZIE (Write-In)	0	0.00%

COUNTY COMMISSIONER

DISTRICT 5

P. MARK DUNCAN <i>REPUBLICAN PARTY</i>	118	84.89%
GARY Z. WOOD <i>LIBERTARIAN PARTY</i>	21	15.11%

Canvass Results For SAN JUAN COUNTY - Legislative District 4

GENERAL ELECTION held on November 7, 2000

Precinct: **AV** Registered Voters: **0**

COUNTY CLERK

BERNADETTE R. HUSTON-ROLFS <i>DEMOCRATIC PARTY</i>	149	38.30%
FRAN J. HANHARDT <i>REPUBLICAN PARTY</i>	240	61.70%

COUNTY TREASURER

VICKIE I. ROBINSON <i>REPUBLICAN PARTY</i>	313	100.00%
--	-----	---------

Shall **PATRICIO M. SERNA** be retained as a Justice of the Supreme Court?

YES	220	67.69%
NO	105	32.31%

Shall **JOSEPH ALARID** be retained as a Judge of the Court of Appeals?

YES	214	67.51%
NO	103	32.49%

CONSTITUTIONAL AMENDMENT 1

FOR	139	42.12%
AGAINST	191	57.88%

CONSTITUTIONAL AMENDMENT 2

FOR	102	28.57%
AGAINST	255	71.43%

BOND QUESTION A

FOR	207	58.47%
AGAINST	147	41.53%

BOND QUESTION B

FOR	170	47.89%
AGAINST	185	52.11%

BOND QUESTION C

FOR	115	32.58%
AGAINST	238	67.42%

Canvass Results For SAN JUAN COUNTY - Legislative District 9

GENERAL ELECTION held on November 7, 2000

Precinct: **AV**

Registered Voters: **0**

PRESIDENT AND VICE PRESIDENT OF THE UNITED STATES

RALPH NADER and WINONA LA DUKE	0	0.00%
<i>GREEN PARTY</i>		
AL GORE and JOE LIEBERMAN	67	65.69%
<i>DEMOCRATIC PARTY</i>		
GEORGE W. BUSH and DICK CHENEY	35	34.31%
<i>REPUBLICAN PARTY</i>		
HARRY BROWNE and ART OLIVIER	0	0.00%
<i>LIBERTARIAN PARTY</i>		
HOWARD PHILLIPS and J. CURTIS FRAZIER	0	0.00%
<i>CONSTITUTION PARTY</i>		
JOHN HAGELIN and NAT GOLDBABER	0	0.00%
<i>NATURAL LAW PARTY</i>		
PAT BUCHANAN and EZOLA FOSTER	0	0.00%
<i>REFORM PARTY</i>		

UNITED STATES SENATOR

JEFF BINGAMAN	70	67.96%
<i>DEMOCRATIC PARTY</i>		
BILL REDMOND	33	32.04%
<i>REPUBLICAN PARTY</i>		
ORLIN G. COLE (Write-In)	0	0.00%

UNITED STATES REPRESENTATIVE

DISTRICT 3

TOM UDALL	74	72.55%
<i>DEMOCRATIC PARTY</i>		
LISA L. LUTZ	28	27.45%
<i>REPUBLICAN PARTY</i>		

JUDGE OF THE COURT OF APPEALS

POSITION 1

MANUEL TIJERINA	59	59.60%
<i>DEMOCRATIC PARTY</i>		
JONATHAN B. SUTIN	40	40.40%
<i>REPUBLICAN PARTY</i>		

JUDGE OF THE COURT OF APPEALS

POSITION 2

CYNTHIA A. FRY	64	64.00%
<i>DEMOCRATIC PARTY</i>		
RODERICK T. KENNEDY	36	36.00%
<i>REPUBLICAN PARTY</i>		

JUDGE OF THE COURT OF APPEALS

POSITION 3

MARVIN H. GLADSTONE	0	6.12%
<i>GREEN PARTY</i>		
IRA ROBINSON	64	65.31%
<i>DEMOCRATIC PARTY</i>		
T. GLENN ELLINGTON	28	28.57%
<i>REPUBLICAN PARTY</i>		

JUDGE OF THE COURT OF APPEALS

POSITION 4

CELIA FOY CASTILLO	58	59.79%
<i>DEMOCRATIC PARTY</i>		
RITA NUNEZ NEUMANN	39	40.21%
<i>REPUBLICAN PARTY</i>		

STATE SENATOR

DISTRICT 2

DARLA WHITNEY-WELLES	18	54.55%
<i>DEMOCRATIC PARTY</i>		
ALLEN V. HURT	15	45.45%
<i>REPUBLICAN PARTY</i>		

STATE SENATOR

DISTRICT 3

JOHN PINTO	53	79.10%
<i>DEMOCRATIC PARTY</i>		
JIMMIE GARNENEZ, SR.	14	20.90%
<i>REPUBLICAN PARTY</i>		

STATE REPRESENTATIVE

DISTRICT 9

LEO C. WATCHMAN, JR.	83	100.00%
<i>DEMOCRATIC PARTY</i>		

DISTRICT ATTORNEY

11th JUDICIAL DISTRICT - DIVISION 1

JUNE P. STEIN	56	57.14%
<i>DEMOCRATIC PARTY</i>		
GREGORY M. TUCKER	42	42.86%
<i>REPUBLICAN PARTY</i>		

MAGISTRATE JUDGE

DIVISION 4

LONNIE L. VALENCIA	60	100.00%
<i>REPUBLICAN PARTY</i>		
WILMA R. CHARLEY (Write-In)	0	0.00%
VICTORIA R. YAZZIE (Write-In)	0	0.00%

COUNTY CLERK

BERNADETTE R. HUSTON-ROLFS	64	64.65%
<i>DEMOCRATIC PARTY</i>		
FRAN J. HANHARDT	35	35.35%
<i>REPUBLICAN PARTY</i>		

COUNTY TREASURER

VICKIE I. ROBINSON	61	100.00%
<i>REPUBLICAN PARTY</i>		

Shall **PATRICIO M. SERNA** be retained as a Justice of the Supreme Court?

YES	57	67.06%
NO	28	32.94%

Canvass Results For SAN JUAN COUNTY - Legislative District 9

GENERAL ELECTION held on November 7, 2000

Precinct: **AV** Registered Voters: **0**

Shall JOSEPH ALARID be retained as a Judge of the Court of Appeals?

YES	57	67.86%
NO	27	32.14%

CONSTITUTIONAL AMENDMENT 1

FOR	55	61.80%
AGAINST	34	38.20%

CONSTITUTIONAL AMENDMENT 2

FOR	45	50.56%
AGAINST	44	49.44%

BOND QUESTION A

FOR	75	85.23%
AGAINST	13	14.77%

BOND QUESTION B

FOR	67	77.01%
AGAINST	20	22.99%

BOND QUESTION C

FOR	55	61.80%
AGAINST	34	38.20%

[Faint, illegible text and markings, possibly bleed-through from the reverse side of the page.]

Canvass Results For SAN JUAN COUNTY - Legislative District 1

GENERAL ELECTION held on November 7, 2000

Precinct: **EV** Registered Voters: **0**

PRESIDENT AND VICE PRESIDENT OF THE UNITED STATES

RALPH NADER and WINONA LA DUKE	43	1.77%
GREEN PARTY		
AL GORE and JOE LIEBERMAN	525	21.57%
DEMOCRATIC PARTY		
GEORGE W. BUSH and DICK CHENEY	1850	76.01%
REPUBLICAN PARTY		
HARRY BROWNE and ART OLIVIER	0	0.29%
LIBERTARIAN PARTY		
HOWARD PHILLIPS and J. CURTIS FRAZIER	0	0.00%
CONSTITUTION PARTY		
JOHN HAGELIN and NAT GOLDHABER	1	0.04%
NATURAL LAW PARTY		
PAT BUCHANAN and EZOLA FOSTER	0	0.33%
REFORM PARTY		

UNITED STATES SENATOR

JEFF BINGAMAN	834	34.92%
DEMOCRATIC PARTY		
BILL REDMOND	1554	65.08%
REPUBLICAN PARTY		
ORLIN G. COLE (Write-In)	0	0.00%

UNITED STATES REPRESENTATIVE

DISTRICT 3

TOM UDALL	930	39.52%
DEMOCRATIC PARTY		
LISA L. LUTZ	1423	60.48%
REPUBLICAN PARTY		

JUDGE OF THE COURT OF APPEALS

POSITION 1

MANUEL TIJERINA	468	20.66%
DEMOCRATIC PARTY		
JONATHAN B. SUTIN	1797	79.34%
REPUBLICAN PARTY		

JUDGE OF THE COURT OF APPEALS

POSITION 2

CYNTHIA A. FRY	624	27.40%
DEMOCRATIC PARTY		
RODERICK T. KENNEDY	1653	72.60%
REPUBLICAN PARTY		

JUDGE OF THE COURT OF APPEALS

POSITION 3

MARVIN H. GLADSTONE	174	7.36%
GREEN PARTY		
IRA ROBINSON	518	22.85%
DEMOCRATIC PARTY		
T. GLENN ELLINGTON	1575	69.48%
REPUBLICAN PARTY		

JUDGE OF THE COURT OF APPEALS

POSITION 4

CELIA FOY CASTILLO	561	25.11%
DEMOCRATIC PARTY		
RITA NUNEZ NEUMANN	1673	74.89%
REPUBLICAN PARTY		

STATE SENATOR

DISTRICT 1

WILLIAM E. SHARER	1752	85.42%
REPUBLICAN PARTY		
RONALD E. BARRETT	299	14.58%
LIBERTARIAN PARTY		

STATE SENATOR

DISTRICT 2

DARLA WHITNEY-WELLES	26	20.16%
DEMOCRATIC PARTY		
ALLEN V. HURT	103	79.84%
REPUBLICAN PARTY		

STATE REPRESENTATIVE

DISTRICT 1

JERRY SANDEL	1131	47.03%
DEMOCRATIC PARTY		
JAMES NICHOLAS TINNIN, JR.	1274	52.97%
REPUBLICAN PARTY		

DISTRICT ATTORNEY

11th JUDICIAL DISTRICT - DIVISION 1

JUNE P. STEIN	781	32.97%
DEMOCRATIC PARTY		
GREGORY M. TUCKER	1588	67.03%
REPUBLICAN PARTY		

MAGISTRATE JUDGE

DIVISION 4

LONNIE L. VALENCIA	94	97.92%
REPUBLICAN PARTY		
WILMA R. CHARLEY (Write-In)	2	2.08%
VICTORIA R. YAZZIE (Write-In)	0	0.00%

COUNTY COMMISSIONER

DISTRICT 4

JACK L. FORTNER	1449	84.29%
REPUBLICAN PARTY		
ROBERT W. ZIESMER	270	15.71%
LIBERTARIAN PARTY		

COUNTY COMMISSIONER

DISTRICT 5

P. MARK DUNCAN	316	78.22%
REPUBLICAN PARTY		
GARY Z. WOOD	88	21.78%
LIBERTARIAN PARTY		

Canvass Results For SAN JUAN COUNTY - Legislative District 1

GENERAL ELECTION held on November 7, 2000

Precinct: **EV** Registered Voters: **0**

COUNTY CLERK

BERNADETTE R. HUSTON-ROLFS	471	20.33%
-----------------------------------	-----	--------

DEMOCRATIC PARTY

FRAN J. HANHARDT	1846	79.67%
-------------------------	------	--------

REPUBLICAN PARTY

COUNTY TREASURER

VICKIE I. ROBINSON	2020	100.00%
---------------------------	------	---------

REPUBLICAN PARTY

Shall PATRICIO M. SERNA be retained as a Justice of the Supreme Court?

YES	1279	70.74%
------------	------	--------

NO	529	29.26%
-----------	-----	--------

Shall JOSEPH ALARID be retained as a Judge of the Court of Appeals?

YES	1301	71.33%
------------	------	--------

NO	523	28.67%
-----------	-----	--------

CONSTITUTIONAL AMENDMENT 1

FOR	1028	49.28%
------------	------	--------

AGAINST	1058	50.72%
----------------	------	--------

CONSTITUTIONAL AMENDMENT 2

FOR	487	22.38%
------------	-----	--------

AGAINST	1689	77.62%
----------------	------	--------

BOND QUESTION A

FOR	1196	56.04%
------------	------	--------

AGAINST	938	43.96%
----------------	-----	--------

BOND QUESTION B

FOR	1188	55.70%
------------	------	--------

AGAINST	945	44.30%
----------------	-----	--------

BOND QUESTION C

FOR	808	38.35%
------------	-----	--------

AGAINST	1299	61.65%
----------------	------	--------

Canvass Results For SAN JUAN COUNTY - Legislative District 2

GENERAL ELECTION held on November 7, 2000

Precinct: Registered Voters:

PRESIDENT AND VICE PRESIDENT OF THE UNITED STATES

RALPH NADER and WINONA LA DUKE <i>GREEN PARTY</i>	53	2.69%
AL GORE and JOE LIEBERMAN <i>DEMOCRATIC PARTY</i>	432	21.96%
GEORGE W. BUSH and DICK CHENEY <i>REPUBLICAN PARTY</i>	1467	74.58%
HARRY BROWNE and ART OLIVIER <i>LIBERTARIAN PARTY</i>	8	0.41%
HOWARD PHILLIPS and J. CURTIS FRAZIER <i>CONSTITUTION PARTY</i>	1	0.05%
JOHN HAGELIN and NAT GOLDBABER <i>NATURAL LAW PARTY</i>	1	0.05%
PAT BUCHANAN and EZOLA FOSTER <i>REFORM PARTY</i>	5	0.25%

UNITED STATES SENATOR

JEFF BINGAMAN <i>DEMOCRATIC PARTY</i>	727	37.28%
BILL REDMOND <i>REPUBLICAN PARTY</i>	1223	62.72%
ORLIN G. COLE (Write-In)	0	0.00%

UNITED STATES REPRESENTATIVE

DISTRICT 3

TOM UDALL <i>DEMOCRATIC PARTY</i>	767	39.70%
LISA L. LUTZ <i>REPUBLICAN PARTY</i>	1165	60.30%

JUDGE OF THE COURT OF APPEALS

POSITION 1

MANUEL TIJERINA <i>DEMOCRATIC PARTY</i>	428	23.05%
JONATHAN B. SUTIN <i>REPUBLICAN PARTY</i>	1429	76.95%

JUDGE OF THE COURT OF APPEALS

POSITION 2

CYNTHIA A. FRY <i>DEMOCRATIC PARTY</i>	568	30.55%
RODERICK T. KENNEDY <i>REPUBLICAN PARTY</i>	1291	69.45%

JUDGE OF THE COURT OF APPEALS

POSITION 3

MARVIN H. GLADSTONE <i>GREEN PARTY</i>	147	7.90%
IRA ROBINSON <i>DEMOCRATIC PARTY</i>	478	25.69%
T. GLENN ELLINGTON <i>REPUBLICAN PARTY</i>	1236	66.42%

JUDGE OF THE COURT OF APPEALS

POSITION 4

CELIA FOY CASTILLO <i>DEMOCRATIC PARTY</i>	500	27.11%
RITA NUNEZ NEUMANN <i>REPUBLICAN PARTY</i>	1344	72.89%

STATE SENATOR

DISTRICT 1

WILLIAM E. SHARER <i>REPUBLICAN PARTY</i>	1144	83.32%
RONALD E. BARRETT <i>LIBERTARIAN PARTY</i>	229	16.68%

STATE SENATOR

DISTRICT 2

DARLA WHITNEY-WELLES <i>DEMOCRATIC PARTY</i>	111	26.30%
ALLEN V. HURT <i>REPUBLICAN PARTY</i>	311	73.70%

STATE REPRESENTATIVE

DISTRICT 2

THOMAS C. TAYLOR <i>REPUBLICAN PARTY</i>	1658	99.16%
DESTRI C. GLEIM (Write-In)	14	0.84%

DISTRICT ATTORNEY

11th JUDICIAL DISTRICT - DIVISION 1

JUNE P. STEIN <i>DEMOCRATIC PARTY</i>	606	31.58%
GREGORY M. TUCKER <i>REPUBLICAN PARTY</i>	1313	68.42%

STATE BOARD OF EDUCATION

DISTRICT 10

ALFRED J. HERRERA <i>DEMOCRATIC PARTY</i>	139	100.00%
--	-----	---------

MAGISTRATE JUDGE

DIVISION 4

LONNIE L. VALENCIA <i>REPUBLICAN PARTY</i>	371	100.00%
WILMA R. CHARLEY (Write-In)	0	0.00%
VICTORIA R. YAZZIE (Write-In)	0	0.00%

COUNTY COMMISSIONER

DISTRICT 3

ERNIE B. GARCIA <i>DEMOCRATIC PARTY</i>	71	30.34%
STEVEN P. NEVILLE <i>REPUBLICAN PARTY</i>	163	69.66%

Canvass Results For SAN JUAN COUNTY - Legislative District 2

GENERAL ELECTION held on November 7, 2000

Precinct: **EV** Registered Voters: **0**

COUNTY COMMISSIONER

DISTRICT 4

JACK L. FORTNER	606	100.00%
REPUBLICAN PARTY		
ROBERT W. ZIESMER	144	19.20%
LIBERTARIAN PARTY		

COUNTY COMMISSIONER

DISTRICT 5

P. MARK DUNCAN	111	77.62%
REPUBLICAN PARTY		
GARY Z. WOOD	32	22.38%
LIBERTARIAN PARTY		

COUNTY CLERK

BERNADETTE R. HUSTON-ROLFS	430	23.11%
DEMOCRATIC PARTY		
FRAN J. HANHARDT	1431	76.89%
REPUBLICAN PARTY		

COUNTY TREASURER

VICKIE I. ROBINSON	1604	100.00%
REPUBLICAN PARTY		

Shall **PATRICIO M. SERNA** be retained as a Justice of the Supreme Court?

YES	963	66.88%
NO	477	33.13%

Shall **JOSEPH ALARID** be retained as a Judge of the Court of Appeals?

YES	957	65.95%
NO	494	34.05%

CONSTITUTIONAL AMENDMENT 1

FOR	788	45.65%
AGAINST	938	54.35%

CONSTITUTIONAL AMENDMENT 2

FOR	405	22.59%
AGAINST	1388	77.41%

BOND QUESTION A

FOR	911	51.70%
AGAINST	851	48.30%

BOND QUESTION B

FOR	868	49.89%
AGAINST	872	50.11%

BOND QUESTION C

FOR	621	36.13%
AGAINST	1098	63.87%

Canvass Results For SAN JUAN COUNTY - Legislative District 3

GENERAL ELECTION held on November 7, 2000

Precinct: **EV** Registered Voters: **0**

PRESIDENT AND VICE PRESIDENT OF THE UNITED STATES

RALPH NADER and WINONA LA DUKE	44	2.20%
GREEN PARTY		
AL GORE and JOE LIEBERMAN	456	22.77%
DEMOCRATIC PARTY		
GEORGE W. BUSH and DICK CHENEY	1483	74.04%
REPUBLICAN PARTY		
HARRY BROWNE and ART OLIVIER	5	0.25%
LIBERTARIAN PARTY		
HOWARD PHILLIPS and J. CURTIS FRAZIER	1	0.10%
CONSTITUTION PARTY		
JOHN HAGELIN and NAT GOLDBABER	3	0.15%
NATURAL LAW PARTY		
PAT BUCHANAN and EZOLA FOSTER	10	0.50%
REFORM PARTY		

UNITED STATES SENATOR

JEFF BINGAMAN	733	37.21%
DEMOCRATIC PARTY		
BILL REDMOND	1237	62.79%
REPUBLICAN PARTY		
ORLIN G. COLE (Write-In)	0	0.00%

UNITED STATES REPRESENTATIVE

DISTRICT 3

TOM UDALL	781	40.34%
DEMOCRATIC PARTY		
LISA L. LUTZ	1155	59.66%
REPUBLICAN PARTY		

JUDGE OF THE COURT OF APPEALS

POSITION 1

MANUEL TIJERINA	442	23.83%
DEMOCRATIC PARTY		
JONATHAN B. SUTIN	1413	76.17%
REPUBLICAN PARTY		

JUDGE OF THE COURT OF APPEALS

POSITION 2

CYNTHIA A. FRY	586	31.09%
DEMOCRATIC PARTY		
RODERICK T. KENNEDY	1299	68.91%
REPUBLICAN PARTY		

JUDGE OF THE COURT OF APPEALS

POSITION 3

MARVIN H. GLADSTONE	158	8.45%
GREEN PARTY		
IRA ROBINSON	480	25.68%
DEMOCRATIC PARTY		
T. GLENN ELLINGTON	1231	65.86%
REPUBLICAN PARTY		

JUDGE OF THE COURT OF APPEALS

POSITION 4

CELIA FOY CASTILLO	515	27.75%
DEMOCRATIC PARTY		
RITA NUNEZ NEUMANN	1341	72.25%
REPUBLICAN PARTY		

STATE SENATOR

DISTRICT 2

DARLA WHITNEY-WELLES	53	29.96%
DEMOCRATIC PARTY		
ALLEN V. HURT	1370	70.04%
REPUBLICAN PARTY		

STATE REPRESENTATIVE

DISTRICT 3

CLYDE B. VICENTI	326	16.51%
DEMOCRATIC PARTY		
SANDRA L. TOWNSEND	1649	83.49%
REPUBLICAN PARTY		

DISTRICT ATTORNEY

11th JUDICIAL DISTRICT - DIVISION 1

JUNE P. STEIN	621	31.85%
DEMOCRATIC PARTY		
GREGORY M. TUCKER	1329	68.15%
REPUBLICAN PARTY		

STATE BOARD OF EDUCATION

DISTRICT 10

ALFRED J. HERRERA	664	100.00%
DEMOCRATIC PARTY		

MAGISTRATE JUDGE

DIVISION 4

LONNIE L. VALENCIA	11	100.00%
REPUBLICAN PARTY		
WILMA R. CHARLEY (Write-In)	0	0.00%
VICTORIA R. YAZZIE (Write-In)	0	0.00%

COUNTY COMMISSIONER

DISTRICT 3

ERNIE B. GARCIA	517	30.09%
DEMOCRATIC PARTY		
STEVEN P. NEVILLE	1201	69.91%
REPUBLICAN PARTY		

COUNTY CLERK

BERNADETTE R. HUSTON-ROLFS	363	18.82%
DEMOCRATIC PARTY		
FRAN J. HANHARDT	1566	81.18%
REPUBLICAN PARTY		

Canvass Results For SAN JUAN COUNTY - Legislative District 3

GENERAL ELECTION held on November 7, 2000

Precinct: **EV** Registered Voters: **0**

COUNTY TREASURER		
VICKIE I. ROBINSON	1607	100.00%
REPUBLICAN PARTY		

Shall PATRICIO M. SERNA be retained as a Justice of the Supreme Court?		
YES	976	66.58%
NO	490	33.42%

Shall JOSEPH ALARID be retained as a Judge of the Court of Appeals?		
YES	979	66.60%
NO	491	33.40%

CONSTITUTIONAL AMENDMENT 1		
FOR	753	43.40%
AGAINST	982	56.60%

CONSTITUTIONAL AMENDMENT 2		
FOR	425	23.40%
AGAINST	1391	76.60%

BOND QUESTION A		
FOR	890	50.65%
AGAINST	867	49.35%

BOND QUESTION B		
FOR	826	47.23%
AGAINST	923	52.77%

BOND QUESTION C		
FOR	551	31.98%
AGAINST	1172	68.02%

Canvass Results For SAN JUAN COUNTY - Legislative District 4

GENERAL ELECTION held on November 7, 2000

Precinct: EV Registered Voters: 0

PRESIDENT AND VICE PRESIDENT OF THE UNITED STATES

RALPH NADER and WINONA LA DUKE <i>GREEN PARTY</i>	21	2.27%
AL GORE and JOE LIEBERMAN <i>DEMOCRATIC PARTY</i>	486	52.43%
GEORGE W. BUSH and DICK CHENEY <i>REPUBLICAN PARTY</i>	416	44.88%
HARRY BROWNE and ART OLIVIER <i>LIBERTARIAN PARTY</i>	0	0.00%
HOWARD PHILLIPS and J. CURTIS FRAZIER <i>CONSTITUTION PARTY</i>	0	0.00%
JOHN HAGELIN and NAT GOLDBABER <i>NATURAL LAW PARTY</i>	0	0.00%
PAT BUCHANAN and EZOLA FOSTER <i>REFORM PARTY</i>	1	0.43%

UNITED STATES SENATOR

JEFF BINGAMAN <i>DEMOCRATIC PARTY</i>	549	60.07%
BILL REDMOND <i>REPUBLICAN PARTY</i>	365	39.93%
ORLIN G. COLE (Write-In)	0	0.00%

UNITED STATES REPRESENTATIVE

DISTRICT 3

TOM UDALL <i>DEMOCRATIC PARTY</i>	593	66.04%
LISA L. LUTZ <i>REPUBLICAN PARTY</i>	305	33.96%

JUDGE OF THE COURT OF APPEALS

POSITION 1

MANUEL TIJERINA <i>DEMOCRATIC PARTY</i>	457	51.64%
JONATHAN B. SUTIN <i>REPUBLICAN PARTY</i>	428	48.36%

JUDGE OF THE COURT OF APPEALS

POSITION 2

CYNTHIA A. FRY <i>DEMOCRATIC PARTY</i>	475	53.61%
RODERICK T. KENNEDY <i>REPUBLICAN PARTY</i>	411	46.39%

JUDGE OF THE COURT OF APPEALS

POSITION 3

MARVIN H. GLADSTONE <i>GREEN PARTY</i>	80	9.03%
IRA ROBINSON <i>DEMOCRATIC PARTY</i>	462	52.14%
T. GLENN ELLINGTON <i>REPUBLICAN PARTY</i>	344	38.83%

JUDGE OF THE COURT OF APPEALS

POSITION 4

CELIA FOY CASTILLO <i>DEMOCRATIC PARTY</i>	491	56.11%
RITA NUNEZ NEUMANN <i>REPUBLICAN PARTY</i>	384	43.89%

STATE SENATOR

DISTRICT 1

WILLIAM E. SHARER <i>REPUBLICAN PARTY</i>	13	86.67%
RONALD E. BARRETT <i>LIBERTARIAN PARTY</i>	0	13.33%

STATE SENATOR

DISTRICT 2

DARLA WHITNEY-WELLES <i>DEMOCRATIC PARTY</i>	100	28.25%
ALLEN V. HURT <i>REPUBLICAN PARTY</i>	254	71.75%

STATE SENATOR

DISTRICT 3

JOHN PINTO <i>DEMOCRATIC PARTY</i>	400	72.46%
JIMMIE GARNENEZ, SR. <i>REPUBLICAN PARTY</i>	152	27.54%

STATE REPRESENTATIVE

DISTRICT 4

RAY BEGAYE <i>DEMOCRATIC PARTY</i>	590	64.91%
VERLIN A. HAMMONS <i>REPUBLICAN PARTY</i>	319	35.09%

DISTRICT ATTORNEY

11th JUDICIAL DISTRICT - DIVISION 1

JUNE P. STEIN <i>DEMOCRATIC PARTY</i>	504	56.00%
GREGORY M. TUCKER <i>REPUBLICAN PARTY</i>	396	44.00%

MAGISTRATE JUDGE

DIVISION 4

LONNIE L. VALENCIA <i>REPUBLICAN PARTY</i>	37	100.00%
WILMA R. CHARLEY (Write-In)	0	0.00%
VICTORIA R. YAZZIE (Write-In)	0	0.00%

COUNTY COMMISSIONER

DISTRICT 5

P. MARK DUNCAN <i>REPUBLICAN PARTY</i>	135	78.03%
GARY Z. WOOD <i>LIBERTARIAN PARTY</i>	38	21.97%

Canvass Results For SAN JUAN COUNTY - Legislative District 4

GENERAL ELECTION held on November 7, 2000

Precinct: **EV** Registered Voters: **0**

COUNTY CLERK

BERNADETTE R. HUSTON-ROLFS <i>DEMOCRATIC PARTY</i>	480	53.45%
FRAN J. HANHARDT <i>REPUBLICAN PARTY</i>	418	46.55%

COUNTY TREASURER

VICKIE I. ROBINSON <i>REPUBLICAN PARTY</i>	653	100.00%
--	-----	---------

Shall PATRICIO M. SERNA be retained as a Justice of the Supreme Court?

YES	502	72.54%
NO	190	27.46%

Shall JOSEPH ALARID be retained as a Judge of the Court of Appeals?

YES	480	69.87%
NO	207	30.13%

CONSTITUTIONAL AMENDMENT 1

FOR	514	62.68%
AGAINST	306	37.32%

CONSTITUTIONAL AMENDMENT 2

FOR	403	46.59%
AGAINST	462	53.41%

BOND QUESTION A

FOR	631	73.97%
AGAINST	222	26.03%

BOND QUESTION B

FOR	627	72.99%
AGAINST	232	27.01%

BOND QUESTION C

FOR	523	61.60%
AGAINST	326	38.40%

Canvass Results For SAN JUAN COUNTY - Legislative District 9

GENERAL ELECTION held on November 7, 2000

Precinct: Registered Voters:

PRESIDENT AND VICE PRESIDENT OF THE UNITED STATES

RALPH NADER and WINONA LA DUKE	6	2.27%
GREEN PARTY		
AL GORE and JOE LIEBERMAN	175	66.29%
DEMOCRATIC PARTY		
GEORGE W. BUSH and DICK CHENEY	82	31.06%
REPUBLICAN PARTY		
HARRY BROWNE and ART OLIVIER	0	0.00%
LIBERTARIAN PARTY		
HOWARD PHILLIPS and J. CURTIS FRAZIER	1	0.38%
CONSTITUTION PARTY		
JOHN HAGELIN and NAT GOLDHABER	0	0.00%
NATURAL LAW PARTY		
PAT BUCHANAN and EZOLA FOSTER	0	0.00%
REFORM PARTY		

UNITED STATES SENATOR

JEFF BINGAMAN	189	73.54%
DEMOCRATIC PARTY		
BILL REDMOND	68	26.46%
REPUBLICAN PARTY		
ORLIN G. COLE (Write-In)	0	0.00%

UNITED STATES REPRESENTATIVE

DISTRICT 3

TOM UDALL	204	80.31%
DEMOCRATIC PARTY		
LISA L. LUTZ	50	19.69%
REPUBLICAN PARTY		

JUDGE OF THE COURT OF APPEALS

POSITION 1

MANUEL TIJERINA	178	71.20%
DEMOCRATIC PARTY		
JONATHAN B. SUTIN	72	28.80%
REPUBLICAN PARTY		

JUDGE OF THE COURT OF APPEALS

POSITION 2

CYNTHIA A. FRY	173	68.65%
DEMOCRATIC PARTY		
RODERICK T. KENNEDY	79	31.35%
REPUBLICAN PARTY		

JUDGE OF THE COURT OF APPEALS

POSITION 3

MARVIN H. GLADSTONE	21	8.20%
GREEN PARTY		
IRA ROBINSON	170	66.41%
DEMOCRATIC PARTY		
T. GLENN ELLINGTON	65	25.39%
REPUBLICAN PARTY		

JUDGE OF THE COURT OF APPEALS

POSITION 4

CELIA FOY CASTILLO	181	72.11%
DEMOCRATIC PARTY		
RITA NUNEZ NEUMANN	70	27.89%
REPUBLICAN PARTY		

STATE SENATOR

DISTRICT 2

DARLA WHITNEY-WELLES	14	66.67%
DEMOCRATIC PARTY		
ALLEN V. HURT	7	33.33%
REPUBLICAN PARTY		

STATE SENATOR

DISTRICT 3

JOHN PINTO	174	74.04%
DEMOCRATIC PARTY		
JIMMIE GARNENEZ, SR.	61	25.96%
REPUBLICAN PARTY		

STATE REPRESENTATIVE

DISTRICT 9

LEO C. WATCHMAN, JR.	212	100.00%
DEMOCRATIC PARTY		

DISTRICT ATTORNEY

11th JUDICIAL DISTRICT - DIVISION 1

JUNE P. STEIN	176	70.40%
DEMOCRATIC PARTY		
GREGORY M. TUCKER	74	29.60%
REPUBLICAN PARTY		

MAGISTRATE JUDGE

DIVISION 4

LONNIE L. VALENCIA	127	98.45%
REPUBLICAN PARTY		
WILMA R. CHARLEY (Write-In)	1	0.78%
VICTORIA R. YAZZIE (Write-In)	1	0.78%

COUNTY CLERK

BERNADETTE R. HUSTON-ROLFS	172	68.80%
DEMOCRATIC PARTY		
FRAN J. HANHARDT	78	31.20%
REPUBLICAN PARTY		

COUNTY TREASURER

VICKIE I. ROBINSON	135	100.00%
REPUBLICAN PARTY		

Shall PATRICIO M. SERNA be retained as a Justice of the Supreme Court?

YES	137	83.03%
NO	28	16.97%

Canvass Results For SAN JUAN COUNTY - Legislative District 9

GENERAL ELECTION held on November 7, 2000

Precinct: Registered Voters:

Shall JOSEPH ALARID be retained as a Judge of the Court of Appeals?

YES	145	82.86%
NO	30	17.14%

CONSTITUTIONAL AMENDMENT 1

FOR	180	82.57%
AGAINST	38	17.43%

CONSTITUTIONAL AMENDMENT 2

FOR	159	73.95%
AGAINST	56	26.05%

BOND QUESTION A

FOR	207	93.67%
AGAINST	14	6.33%

BOND QUESTION B

FOR	206	92.38%
AGAINST	17	7.62%

BOND QUESTION C

FOR	189	88.73%
AGAINST	24	11.27%